



Mid-American Conference Football Weekly Release September 8, 2015



Football Contact: Ken Mather, Assistant Commissioner for Media & Public Relations (kmather@mac-sports.com)
Mid-American Conference, 24 Public Square, 15th Floor, Cleveland, Ohio 44113, 216-566-4622, www.mac-sports.com

Become a fan of the Mid-American Conference on Facebook.
Follow the MAC On Twitter @MACSports, Snapchat (MACSports) and Instagram (MACSports)

MAC Standings

	Conference						Overall					
	W	L	Pct.	Stk	H	A	W	L	Pct.	Stk	H	A
WEST DIVISION												
Ball State	0	0	.000	-	0-0	0-0	1	0	1.000	W1	1-0	0-0
Northern Illinois	0	0	.000	-	0-0	0-0	1	0	1.000	W1	1-0	0-0
Toledo	0	0	.000	-	0-0	0-0	0	0	.000	-	0-0	0-0
Central Michigan	0	0	.000	-	0-0	0-0	0	1	.000	L1	0-1	0-0
Eastern Michigan	0	0	.000	-	0-0	0-0	0	1	.000	L1	0-1	0-0
Western Michigan	0	0	.000	-	0-0	0-0	0	1	.000	L1	0-0	0-0
EAST DIVISION												
Buffalo	0	0	.000	-	0-0	0-0	1	0	1.000	W1	1-0	0-0
Miami	0	0	.000	-	0-0	0-0	1	0	1.000	W1	1-0	0-0
Ohio	0	0	.000	-	0-0	0-0	1	0	1.000	W1	0-0	1-0
UMass	0	0	.000	-	0-0	0-0	0	0	.000	-	0-0	0-0
Akron	0	0	.000	-	0-0	0-0	0	1	.000	L1	0-0	0-1
Bowling Green	0	0	.000	-	0-0	0-0	0	1	.000	L1	0-0	0-1
Kent State	0	0	.000	-	0-0	0-0	0	1	.000	L1	0-0	0-1

MAC Storylines

• MAC is coming off an opening weekend with a 5-6 record in non-conference action. The two MAC programs hosting 'Power Five' Conferences were competitive as Central Michigan dropped a 24-13 decision to Oklahoma State in Mt. Pleasant, Mich., while Western Michigan suffered a 37-24 setback to No. 5 Michigan State in Kalamazoo. Both NIU and Ohio earned FBS wins.

• In Week Two, the MAC will have five home games and eight road contests, with opponents from seven other FBS conferences. MAC programs will face opponents from the ACC (Pittsburgh), Big Ten (Maryland, Penn State, Wisconsin), SEC (Arkansas, Texas A&M), Pac-12 (Colorado), Conference USA (Marshall), Mountain West (Wyoming) and Sun Belt (Georgia Southern) Conferences. The MAC will also play three FCS opponents.

This Week's MAC Schedule

Saturday, September 12

Bowling Green at Maryland, Noon ET (Big Ten Network)
Buffalo at Penn State, Noon ET (ESPN2)
Miami at Wisconsin, Noon ET (ESPNU)
UMass at Colorado, 2:00 pm ET (Pac-12 Networks)
Monmouth at Central Michigan, 3:00 pm ET (ESPN3)
Murray State at NIU, 3:30 pm ET/2:30 pm CT (ESPN3)
Eastern Michigan at Wyoming, 4:00 pm ET (Root Sports)
Toledo at Arkansas, 4:00 pm ET (SEC Network)
Delaware State at Kent State, 6:00 pm ET (ESPN3)
Pittsburgh at Akron, 6:00 pm ET (ESPN3)
Western Michigan at Georgia Southern, 6:00 pm ET (ESPN3)
Ball State at Texas A&M, 7:00 pm ET (ESPNU)
Marshall at Ohio, 7:00 pm (American Sports Network/ESPN3)

Last Week's MAC Results

Oklahoma State 24, Central Michigan 13
Stony Brook vs. Toledo: game suspended, will not be replayed
Ball State 48, Virginia Military Institute 36
Ohio 45, Idaho 28
Michigan State 37, Western Michigan 24
Illinois 52, Kent State 3
Oklahoma 41, Akron 3
Buffalo 51, Albany 14
Tennessee 59, Bowling Green 30
Old Dominion 38, Eastern Michigan 34
Miami 26, Presbyterian 7
NIU 38, UNLV 30

OHIO'S SOLICH TIED FOR 5TH ON MAC CAREER WINS LIST

Ohio head coach Frank Solich witnessed his Ohio Bobcats defeat Idaho, 45-28, last Thursday, Sept. 3 in the season opener in Moscow, Ida. With the win, Solich is now tied for fifth in MAC history along with former Toledo head coach, and current Missouri head coach, Gary Pinkel with 73 career victories in the MAC.

Solich has been the recent model for consistency in coaching in the MAC. Solich arrived in Athens, Ohio in 2005 and now in his 11th season running the Bobcats program has garnered a bowl appearance in six of the previous 10 seasons. During his coaching career at Ohio, Solich has a record of 73-54. Solich currently trails Bowling Green's Doyt Perry (77) by four wins for fourth place on this list.

Most MAC Head Coaching Wins, Career

- 110, Herb Deromedi, Central Michigan, 1978-93
- 108, Bill Hess, Ohio, 1958-77
- 79, Bob Pruett, Marshall, 1997-03
- 77, Doyt Perry, Bowling Green, 1955-64
- 73, Frank Solich, Ohio, 2005-present**
- 73, Gary Pinkel, Toledo, 1991-00
- 66, Trevor Rees, Kent State, 1951-63

'GET SOME MACtion' BRANDING CONTINUES IN 2015

The MAC, in partnership with award-winning branding agency 160over90, invites college fans, students, and alumni to 'Get Some MACtion' via a nationally televised PSA, custom microsite, student success stories, and school-specific social activations via www.GetSomeMACtion.com.

A new 60-second PSA explores the conference's hard work, integrity, and unforgiving attitude on and off of the field. While a mix of student portraits and motion graphics creatively nods to the conference's focused play and pursuit of the next challenge.

To continue the momentum, a custom microsite – GetSomeMACtion.com – houses the spot alongside robust social features. 'Pro-MAC,' a blog-style web section, features a collection of alumni student success stories spanning various MAC schools and sports.

A special 'MACtalk' generator prompts fans to participate in friendly intra-conference banter. The site also features a Social Stadium that curates #MACtion social conversations, images, and videos in real time.



Follow MAC football with the MAC Digital Network at www.mac-sports.com.



The MAC has partnered with collegepressbox.com to continue media services and provide access to information on the conference and our membership including rosters, bios, game notes, depth charts, stats, quotes, flipcards, media schedules and more.

MAC WITH TWO NEW HEAD COACHES FOR 2015

The 2015 season will witness two new head football coaches. Buffalo named Lance Leipold as the 25th head coach in the history of the football program on Dec. 1, 2014. Central Michigan named John Bonamego as the program's 28th head coach on Feb. 9, 2015.

Buffalo: Lance Leipold

Leipold was introduced as the 25th head coach in the history of the State University of New York, Buffalo football program on Dec. 1, 2014. Leipold comes to Buffalo from Wisconsin-Whitewater where he compiled a 109-6 record and won six Division III National Championships over his eight seasons. He led the Warhawks to their sixth national crown last year with a 15-0 record as the top-ranked team in Division III in the nation.

A six-time National Coach of the Year, Leipold reached 100 career victories faster than any other coach in NCAA history – at any level. Leipold has gathered multiple honors from as many as five football related organizations. He earned his fifth American Football Coaches Association Division III Coach of the Year award in 2013, joining Penn State's Joe Paterno as the only coaches at any level of college football to earn five AFCA Coach of the Year honors.

Central Michigan: John Bonamego

Bonamego was named the 28th head coach in Central Michigan football history on Feb. 9. He joins the Chippewas after serving as the Detroit Lions special teams coordinator and he also played at Central Michigan. He is the first Central Michigan alum to lead the football program since Bill Kelly in 1951-66.

A Paw Paw native, Bonamego was a wide receiver/quarterback as a Chippewa. He was a walk-on who earned varsity letters in 1985-86 and twice earned the Iron Man Award as the defensive scout team player of the year. Bonamego spent the past two seasons as the special teams coordinator of the Detroit Lions. Bonamego has 27 years of college and professional experience, highlighted by 16 years in the NFL as an assistant, primarily as a special teams coordinator.

NIU HUSKIES A LEADER FOR MOST WINS SINCE 2003

In Saturday's home opener at Huskie Stadium, NIU defeated UNLV 38-30 for its third consecutive season opener and fourth in the last five seasons. Northern Illinois has built an impressive resume over the last decade. Specifically, NIU has won the MAC West Division for the last five consecutive years, winning three Marathon MAC Football Championship Games (2011, 2012, 2014) and extending its MAC record with seven consecutive bowl invitations.

Since 2003, **NIU ranks 16th in the nation with 107 wins** among the current 129 FBS football programs.

Ranking: 1. Boise State (138); 2. Ohio State (130); 3. Oklahoma (126); 4. LSU (124); 5. USC (123); 6. Oregon (120); 7. Alabama (118); 8. TCU (117); 9. Georgia (116); 10. Wisconsin (115); Florida State (115); 12. Virginia Tech (114); 13. Texas (113); 14. Florida (110); 15. Auburn (109); **16. Northern Illinois (107)**; 17. Utah (106); 18. West Virginia (105); Clemson (105); 20. Nebraska (104); BYU (104); 22. Cincinnati (102); 23. Louisville (101); Navy (101); 25. Texas Tech (98).

In addition, the Huskies have earned wins against non-conference opponents from the larger conferences, or so-called 'Power Five' Conferences.

Since 2003, NIU has won nine games against opponents from the 'Power Five' Conferences, which ranks seventh most among FBS Conferences.

Also ranking high at the eighth spot are the Toledo Rockets with seven wins. Ranking: 1. Navy (21); 2. BYU (18); 3. Fresno State (14); 4. Boise State (12); 5. East Carolina (11); 6. Hawaii (10); **7. Northern Illinois (9); 8. Toledo (7).**

NIU has won a game vs. the 'Power Five' programs in the last three consecutive years and five of the last six years. NIU wins vs. 'Power Five' programs since 2003: 2014 at Northwestern; 2013 at Iowa; at Purdue; 2012 vs. Kansas; 2010 at Minnesota; 2009 at Purdue; 2003 vs. Maryland; at Alabama; vs. Iowa State.

Toledo had a stretch of five consecutive years with wins over 'Power Five' Conference opponents from 2006-2010. Toledo wins vs. 'Power Five' programs since 2003: 2012 vs. Cincinnati; 2010 at Purdue; 2009 vs. Colorado; 2008 at Michigan; 2007 vs. Iowa State; 2006 vs. Kansas; 2003 vs. Pittsburgh.

MAC Players of the Week**East Division**

Matt Johnson, Offensive Player of the Week
Bowling Green, Senior, Quarterback

Bowling Green senior quarterback Matt Johnson (Johnstown, Pa.) led Bowling Green's offense against No. 25 Tennessee in a 59-30 setback. Johnson completed 27-of-49 for a career-high 424 yards and two touchdowns. The 424 yards in a single-game were the 8th-most in school history. It also marked Johnson's fourth career game over 300 yards passing.



Quentin Poling, Defensive Player of the Week;
Ohio, Sophomore, Linebacker

Ohio sophomore linebacker Quentin Poling (Spencerville, Ohio) led the Bobcats with 12 total tackles including a career-high 10 solo hits in their season opening win over Idaho 45-28. He had a sack for a loss of eight yards also forced one fumble and had a pass breakup. The sack and forced fumble were on back to back plays to give the Bobcats great field position on the Idaho 25.



Jacob Martinez, Special Teams Player of the Week;
Buffalo, Sophomore, Punt Returner

Buffalo sophomore punt returner Jacob Martinez (Southport, Fla.) returned a punt 86 yards for a touchdown in the Bulls 51-14 win over Albany on Saturday. It was the first punt returned for a touchdown by a Buffalo player since Andre Forde had an 83-yard punt return touchdown against Lehigh on Aug. 29, 2002. It was a span of 154 games and ended the longest drought in the FBS.

West Division

Kenny Golladay, Offensive Player of the Week
Northern Illinois, Junior, Wide Receiver

Northern Illinois junior wide receiver Kenny Golladay (Chicago, Ill.) caught nine passes for 213 yards in NIU's win over UNLV to average of 23.7 yards per catch. Completions from Drew Hare to Golladay of 41, 48 and 48 yards set up the Huskies' first three second-half touchdowns. His 213 yards receiving are tied for the sixth-most in NIU history and are the most since 2012.



Kavon Frazier, Defensive Player of the Week
Central Michigan, Senior, Safety

Central Michigan senior safety Kavon Frazier (Grand Rapids, Mich.) had a career-high 13 tackles in a 24-13 loss against Oklahoma State on Thursday night. The safety made 11 solo stops and added a pair of assisted tackles.



Darius Phillips, Special Teams Player of the Week;
Western Michigan, Sophomore, Kick Returner

Western Michigan sophomore kick returner Darius Phillips (Detroit, Mich.) had a career-high 185 yards on four kick returns in a 37-24 loss against No. 5 Michigan State. Phillips opened up the game with a 70-yard kick return to put the Broncos in field goal position. He followed that up after a Michigan State touchdown with a career-long 100-yard kick off return for a touchdown to tie the game at 7-7. His 185

MAC 2015 SEASON & BOWL NOTES

• Five MAC programs were invited to bowl games last season as Northern Illinois (Boca Raton Bowl), Toledo (GoDaddy Bowl), Western Michigan (Famous Idaho Potato Bowl), Bowling Green (Raycom Media Camellia Bowl) and Central Michigan (Popeyes Bahamas Bowl) represented the Conference during the 2014 bowl season.

• The five MAC bowl invitations marks the seventh time in MAC history to have five or more programs receive a bowl invitation (2004, 2008, 2009, 2011, 2012, 2013 & 2014) in a single-season. The MAC record is seven bowl invitations, which was established in the 2012 bowl season.

• Northern Illinois won the 2014 Marathon MAC Football Championship with a 51-17 win over Bowling Green on Dec. 5 at Ford Field. This marked the third MAC Championship for the Huskies program in the last five seasons.

• The Northern Illinois invitation to the Boca Raton Bowl against Marshall was one of only three bowl games the entire season matching Conference Champions. MAC Champion Northern Illinois played Conference-USA Champion Marshall on Dec. 23 in the Boca Raton Bowl. The only two other bowl games featuring Conference Champions were the two College Football Playoff Semifinal Games with the top four ranked programs in college football -- No. 1 Alabama vs. No. 4 Ohio State in the Allstate Sugar Bowl and No. 2. Oregon vs. No. 3. Florida State in the Rose Bowl.

• In the previous four bowl seasons, the MAC has a record of 8-14 in 22 bowl games – 2014 (2-3); 2013 (0-5); 2012 (2-5); 2011 (4-1) – as ten different MAC programs have appeared in a bowl game during that span.

• Bowling Green (8-6, 5-3 MAC) won the MAC East Division for the second consecutive season as the Falcons were the first MAC East Division Champions in back-to-back years since Miami (2003-04).

• The MAC had six programs bowl eligible in 2014 -- Northern Illinois (11-3, 7-1), Bowling Green (8-6, 5-3), Toledo (9-4, 7-1), Western Michigan (8-5, 6-2), Central Michigan (7-6, 5-3) and Ohio (6-6, 4-4). The only MAC program that was bowl eligible to not receive a bowl invitation was Ohio University. The Bobcats were one of five programs in FBS to reach bowl eligibility and not receive an invitation as FBS had 81 teams bowl eligible for 76 bowl spots.

• Northern Illinois has won five consecutive MAC West Division titles and appeared in the Marathon MAC Football Championship Game since 2010. From the East Division, there have been four different programs during this period – Miami (2010); Ohio (2011); Kent State (2012) and Bowling Green (2013, 2014).

MAC 2014-15 BOWL RESULTS

- Famous Idaho Potato Bowl: Air Force 38, Western Michigan 24
- Raycom Media Camellia Bowl: Bowling Green 33, S. Alabama 28
- Boca Raton Bowl: Marshall 52, Northern Illinois 23
- Popeyes Bahamas: Western Kentucky 49, Central Michigan 48
- GoDaddy Bowl: Toledo 63, Arkansas State 44

MAC PROGRAMS IN BOWL GAMES

In the last four bowl seasons, ten different MAC programs have received a bowl invitation, as Northern Illinois leads the Conference with four invitations during this span.

Bowling Green (2012, 2013, 2014), Ohio (2011, 2012, 2013) and Toledo (2011, 2012, 2014) rank second with three invitations in the last four years. Ball State (2012, 2013), Central Michigan (2012, 2014), and Western Michigan (2011, 2014) each received two invitations in the last four years. Buffalo (2013), Kent State (2012) and former MAC-member Temple (2011) received one bowl invite during the last four bowl seasons.

MAC LED 'GROUP OF FIVE' IN WINS VS. 'POWER FIVE'

Last regular season, the MAC led the 'Group of Five' Conferences with four wins over 'Power Five' opponents. The MAC had wins over Northwestern, Purdue and Indiana from the Big Ten Conference and Pittsburgh from the ACC. Among the 'Group of Five' Conferences, the MAC and Mountain West Conference tied with four wins over opponents from the 'Power Five' Conferences.

Among the 'Group of Five' Conferences, the Mountain West had four 'Power Five' wins over two Pac-12 (Colorado, Washington State) and two ACC (Wake Forest, Boston College) opponents. The American Athletic Conference had three 'Power Five' wins over two ACC opponents (Virginia Tech, North Carolina) and one SEC (Vanderbilt) program. The Sun Belt had one 'Power Five' victory (Wake Forest-ACC) and Conference USA had zero wins vs. 'Power Five' opponents.

MAC STARTING QUARTERBACKS IN 2015

The 2015 campaign will be a significant change for the MAC at the quarterback position compared to the previous year as the Conference will witness nearly 12 of the 13 football programs returning a starting quarterback. The only starting quarterback from last season to graduate with his final year of eligibility was Miami senior Andrew Hendrix.

Entering the 2014 season, the MAC had a relatively new crop of young quarterbacks with limited starting experience as the MAC featured four juniors, six sophomores and two freshmen starting at quarterback. The net result was plenty of young quarterbacks gained experience and during the 2015 season should showcase the rewards of progressing with starting experience.

MAC East Division**School, Starting Quarterback starts and 2014 stats**

Akron - senior Kyle Pohl -- 10 starts, 2,189 yards, 9 TDs
 BGSU - senior Matt Johnson -- missed 2014 season to injury
 Buffalo - senior Joe Licata -- 11 starts, 2,647 yards, 29 TDs
 Kent State - junior Colin Reardon 11 starts, 2,466 yards, 14 TDs
 Miami - R-senior Drew Kummer and R-freshman Gus Ragland
 Ohio - senior Derrius Vick -- 7 starts, 1,156 yards, 8 TDs
 UMass - grad Blake Frohnepfel --10 starts, 3,345 yards, 23 TDs

MAC West Division**School, Starting Quarterback starts and 2014 stats**

Ball State - sophomore Jack Milas -- 6 starts, 1,302 yards, 9 TDs
 CMU - junior Cooper Rush -- 13 starts, 3,157 yards, 27 TDs
 EMU - sophomore Reginald Bell -- 10 starts, 1,297 yards, 9 TDs
 NIU - junior Drew Hare -- 14 starts, 2,322 yards, 18 TDs
 Toledo - senior Phillip Ely -- 2 starts, 541 yards, 4 TDs and junior Logan Woodside 9 starts, 2,263 yards, 19 TDs
 WMU - junior Zach Terrell 13 starts, 3,443 yards, 26 TDs

SEVEN MAC STUDENTS NAMED TO ALLSTATE AFCA GOOD WORKS TEAM

The MAC had seven students named by the American Football Coaches Association (AFCA) to the 2015 Allstate AFCA Good Works Team: FB Christian Allen (Akron); C Jacob Richard (Ball State); C Nick Beamish (Central Michigan); DB Jordan Italiano (Kent State); DE Cameron Clinton-Earl (Northern Illinois); QB Blake Frohnepfel (UMass); TE Alex Zmolik (Toledo).

GREEN BAY PICKS ROLLINS IN 2ND ROUND OF 2015 NFL DRAFT; MAC WITH 111 IN NFL CAMPS

Last season's MAC Defensive Player of the Year, Miami senior defensive back Quinten Rollins was a second round draft choice, 62nd overall, by the Green Bay Packers. Rollins will pursue his professional career in the NFL and joins the lengthy list of former MAC players now in the NFL. Rollins is one of 111 former MAC players currently on NFL rosters. During the 2015 NFL Draft, the MAC had four players selected, joining Rollins were Central Michigan DL Leterrius Walton (6th round, 199 overall, Pittsburgh), Buffalo DT Kristjan Sokoli (6th round, 214th overall, Seattle) and NIU WR Da'Ron Brown (7th round, 233 overall, Kansas City).

HUSKIES EXTEND MAC CONSECUTIVE BOWL MARK

Northern Illinois extended its MAC record for consecutive bowl appearances by a member of the Conference. The Huskies current seven consecutive bowl appearances is the best-ever in the 70-year history of the MAC. Beyond appearing in seven consecutive bowl games, the Huskies will have done so with four different head coaches-- Jerry Kill (2008, 2009), interim Tom Matukewicz (2010), Dave Doeren (2011) and current Head Coach Rod Carey (2012, 2013, 2014).

Seven (7) Northern Illinois Consecutive Bowl Appearances:

2008: Independence Bowl: 17-10 loss to Louisiana Tech
 2009: International Bowl: 27-3 loss to South Florida
 2010: Humanitarian Bowl: 40-17 win over Fresno State
 2011: GoDaddy.com Bowl: 38-20 win over Arkansas State
 2012: Discover Orange Bowl: 31-10 loss to Florida State
 2013: S.D. County Credit Union Poinsettia: 21-14 loss to Utah St.
 2014: Boca Raton Bowl: 52-23 loss to Marshall

FRANKLIN SETS MAC FRESHMAN RUSHING RECORD

Last season Western Michigan running back Jarvion Franklin finished the 2014 season by setting the MAC single-season freshman rushing record with 1,551 yards rushing, breaking the previous mark set by Bernard Pierce of Temple in 2009 (1,361). In 13 games last season, Franklin rushed for 1,551 yards on 306 carries (5.1 avg.) and 24 rushing touchdowns, which ranked fourth in the nation.

BALL STATE'S LEMBO SETTING MARKS IN MUNCIE

Ball State head coach Pete Lembo is the first head coach in the program's 91-year history to win 30 games in his first four seasons at the helm. Lembo, who has led the Cardinals to two bowl games and a 31-20 overall record in his first five campaigns (Lembo 30-20 in four years), passed the mark of 26 wins set by Dwight Wallace during his first four years from 1978-81. In addition, Lembo's .608 winning percentage with the Cardinals is the second best among Ball State head coaches through their first four seasons at the helm in Muncie, Ind. Ray Louthen has the only better winning percentage with his 23-9-2 (.705) mark from 1962-65.

In Lembo's five years, Ball State has set or tied 63 school records and produced the all-time leading rusher (Jahwan Edwards) and passer (Keith Wenning) in the 91-year history of the school's football program. Earlier this summer, Lembo was selected by Athlon Sports as one of 15 college football's 'Coaches on the Rise'. Lembo has guided the Cardinals to wins over Virginia, South Florida and Indiana twice in his four seasons.

NIU WINS 2014 MARATHON MAC CHAMPIONSHIP

For the third time in the last four seasons, and the fourth time in school history, Northern Illinois won the Marathon MAC Football Championship, 51-17, over Bowling Green at Ford Field.

NIU led 20-10 at the half before scoring 24 straight points to begin the second half to cruise to the 34-point win, the largest win in MAC Championship Game history. The 51 points scored also set a MAC Championship Game record, bettering the previous high of 49 scored by Marshall in 2002 and Miami in 2003.

Huskie quarterback Drew Hare set new career highs with 29 completions on 49 attempts, throwing for 218 yards and a pair of touchdowns to claim MVP honors. Senior tailback Cameron Stingily ran for 116 yards on 15 carries and two touchdowns while senior Da'Ron Brown had a career-best nine catches for 70 yards.

FLASHES' ITALIANO TABBED 'SMARTEST PLAYER'

Kent State safety Jordan Italiano was tabbed "Smartest Player in College Football" in NFL.com's 15 for '15 series released earlier this summer. Italiano, a native of Canfield, Ohio, is a pre-med/biochemistry major and carries a 3.978 GPA heading into his senior year.

A standout on the field and in the classroom, Italiano is a two-time Academic All-America selection, including first team honors in 2014. When he's not studying opponents on film, Italiano is getting A's in the classroom. He has just one B-plus in three years.

FBS HEAD COACHES LEADING THEIR ALMA MATER

The MAC has two of the 14 FBS head coaches that are leading their alma mater's football programs this 2015 season. The MAC is tied with the Big-12 with two head coaches each, trailing the Big Ten and Mountain West Conference with three coaches leading their alma mater.

Central Michigan first year head coach John Bonamego was named the program's 28th head coach on Feb. 9, 2015. Bonamego was a wide receiver/quarterback as a walk-on who earned varsity letters in 1985-86 and twice earned the Iron Man Award as the defensive scout team player of the year. He brings 27 years of coaching experience, including 16 years in the NFL.

Kent State third-year head coach Paul Haynes has a 6-17 overall record since being named the program's 21st head coach on Dec. 18, 2012. Haynes walked on at Kent State in 1987 and played four seasons for the Golden Flashes (1987-91) and ended his career with 440 tackles, seventh-best in school history.

FBS Head Coaches Leading Their Alma Mater

Troy Calhoun, Air Force; Bryan Harsin, Boise State; **John Bonamego, Central Michigan**; Ruffin McNeill, East Carolina; **Paul Haynes, Kent State**; Jim Harbaugh, Michigan; Pat Fitzgerald, Northwestern; Mike Gundy, Oklahoma State; David Shaw, Stanford; Kliff Kingsbury, Texas Tech; Matt Wells, Utah State; Sean Kugler, UTEP; Frank Beamer, Virginia Tech; Paul Chryst, Wisconsin

MAC BOWL PARTNERS (2015-19)

Last year the MAC announced the creation of newly created bowl games in Boca Raton, Fla., Nassau, Bahamas and Miami Beach, Fla. for a six-year period (2014-2019), in addition to the Raycom Media Camellia Bowl in Montgomery, Ala.

These new bowl games increase the guaranteed bowl invitations for the MAC to five each football season.

The Boca Raton Bowl, Popeyes Bahamas Bowl and Raycom Media Camellia Bowl join MAC bowl partners GoDaddy Bowl (Mobile, Ala.) and Famous Idaho Potato Bowl (Boise, Ida.) as primary bowl partners.

The MAC is a partner with the San Diego County Credit Union Poinsettia Bowl as a primary partner in 2017 and 2019, and a secondary partner in 2015, 2016 and 2018 bowl seasons. The MAC will play the Mountain West in both the 2017 and 2019 bowl seasons, played at Qualcomm Stadium in San Diego.

In the fall of 2014, the MAC announced a six-year (2014-9) backup agreement with the newly-formed Quick Lane Bowl, owned and operated by the Detroit Lions and Ford Field. The MAC also is a backup to various ESPN owned and operated bowl games (St. Petersburg, Fla.; Birmingham, Ala.).

2015 Bowl Season:

GoDaddy Bowl (Mobile, Ala.; vs. Sun Belt)
 Famous Idaho Potato Bowl (Boise, Ida.; vs. Mountain West)
 Raycom Media Camellia Bowl (Montgomery, Ala.; vs. Sun Belt)
 Boca Raton Bowl (Boca Raton, Fla.; vs. American Athletic)
 Popeyes Bahamas Bowl (Nassau, Bahamas; vs. Conference USA)
 *Secondary in San Diego County Credit Union Poinsettia Bowl
 *Secondary to ESPN owned and operated bowl games
 *Secondary to Quick Lane Bowl (Detroit, Mich.)

2016 Bowl Season:

GoDaddy Bowl (Mobile, Ala.; vs. Sun Belt)
 Famous Idaho Potato Bowl (Boise, Ida.; vs. Mountain West)
 Raycom Media Camellia Bowl (Montgomery, Ala.; vs. Sun Belt)
 Popeyes Bahamas Bowl (Nassau, Bahamas; vs. American Ath.)
 Miami Beach Bowl (Miami, Fla.; vs. American Athletic)
 *Secondary in San Diego County Credit Union Poinsettia Bowl
 *Secondary to ESPN owned and operated bowl games
 *Secondary to Quick Lane Bowl (Detroit, Mich.)

MAC 2015 FOOTBALL SCHEDULE HIGHLIGHTS

The 2015 football schedule features 16 midweek nationally televised games during the months of October and November slated for national television on ESPN2, ESPNU, ESPN3 and CBS Sports Network as the Conference race unfolds in both the East and West divisions. The regular season will conclude with the 19th Marathon MAC Football Championship game on Friday, Dec. 4 at 8:00 pm ET at Ford Field in Detroit on ESPN2.

For the eighth year in a row, league schools will face a formidable non-conference slate of opponents from the following Football Bowl Subdivision conferences – ACC, Big Ten, Big 12, Pac-12, SEC and Notre Dame. In addition, the conference will also face opponents from the American Athletic Conference, Conference USA, Mountain West, Sun Belt and Independent Army.

MAC programs will face five non-conference foes that finished in the final AP Top 25 poll: Ohio State (1), Michigan State (5), Wisconsin (13), Marshall (23) and Memphis (25). MAC programs will twice face National Champion Ohio State as NIU plays in Columbus on Sept. 19 and Western Michigan on Sept. 26. Also, Western Michigan hosted Michigan State in its season opener on Friday, Sept. 4 with a 37-24 loss at Waldo Stadium in Kalamazoo.

A total of 12 non-conference games will feature a Big Ten opponent (Illinois; Maryland; Michigan State (2); Minnesota (2); Northwestern; Ohio State (2); Penn State; Purdue; Wisconsin). The MAC will face foes from the ACC (3—Boston College, Pittsburgh, Syracuse), SEC (4—Arkansas, LSU, Tennessee, Texas A&M), Big 12 (3—Iowa State, Oklahoma, Oklahoma State); Pac-12 (1—Colorado) and Independent Notre Dame.

The MAC will also face opponents from the American Athletic Conference (3—Cincinnati, Memphis, Temple), Mountain West (3—Nevada, UNLV, Wyoming), Conference USA (6—Florida Atlantic, Florida International, Marshall (2), Old Dominion, Western Kentucky) and Sun Belt Conference (5—Arkansas State, Georgia Southern, Georgia State, Idaho, Louisiana-Lafayette), along with Independent Army.

MAC programs continue to increase the number of home or neutral site games against FBS Conference opponents. This season the MAC will host 16 games against FBS non-conference foes, including Oklahoma State (Big 12); Michigan State (Big Ten); Pittsburgh (ACC); Iowa State (Big 12);

FLECK YOUNGEST HEAD COACH IN THE NATION

For the third consecutive year, Western Michigan's P.J. Fleck, 34, is the youngest head coach in NCAA Division I (FBS). Fleck is entering his third year at the helm of the Broncos with a 9-16 record as head coach. Last year Western Michigan posted an impressive turnaround season with an 8-5 overall record, including an invitation to the Famous Idaho Potato Bowl, after a 1-11 record in 2013.

Previously, Toledo's Matt Campbell, 35, was the youngest head coach in FBS when he took over the Rockets program in December of 2011. Currently, Campbell is the third youngest head coach in FBS and is in his fourth year in leading the Rockets football program with a 26-13 record (66.7%). Last season Toledo tied for the MAC West lead with a 7-1 league record, and posted a 9-4 overall record including a 63-44 win over Arkansas State in the GoDaddy Bowl.

Coach	Age (Date of Birth)
P.J. Fleck, Western Michigan	34 (11-29-80)
Neal Brown, Troy	35 (3-11-80)
Matt Campbell, Toledo	35 (11-29-79)
Kliff Klingsbury, Texas Tech	36 (8-9-79)
Bryan Harsin, Arkansas State	38 (11-1-76)
Willie Taggart, South Florida	38 (8-27-76)
Justin Fuente, Memphis	38 (9-30-76)
Matt Rhule, Temple	40 (1-31-75)

WINS OVER NON-CONFERENCE FBS OPPONENTS

Last season the MAC had eight wins vs. FBS opponents during the regular season. The MAC set the Conference single-season record with 16 wins over FBS opponents during the 2012 season. Dating back to the 2000 season, the previous mark for MAC's number of wins vs. FBS opponents was 14 regular season wins in the 2008 season.

Regular Season Wins vs. non-conference FBS opponents:**Year: Wins; FBS Opponents Defeated:**

2015: 2; UNLV, Idaho

2014: 8; Purdue; Northwestern; Indiana; Idaho (2); UNLV, Pitt; Army

2013: 10; Iowa; Purdue; Virginia; UConn; Tulsa; Marshall; Army; North Texas; Idaho; Navy

2012: 16; Penn State; Wyoming; Idaho; New Mexico St.; Army (4); UConn; Marshall; Indiana; Iowa; South Florida; Kansas; Cincinnati; Rutgers

2011: 10; Indiana; Army (4); UConn; Idaho; New Mexico State; Marshall; Maryland

2010: 7; Minnesota; Purdue; Marshall; Colorado State; UConn; Army; Louisiana-Lafayette

2009: 9; Michigan State; Purdue; Colorado; Florida International; Troy; UTEP; North Texas; Army; Navy

2008: 14; Navy; Indiana (2); Western Kentucky; Michigan; Idaho; Illinois; Syracuse; Army (3); Pittsburgh; Wyoming; UTEP

2007: 10; Navy; Army (2); Idaho; Iowa State (2); Iowa; Minnesota; Syracuse; La-Lafayette

2006: 11; Temple (5); Kansas; Virginia; North Carolina State; North Texas; FIU; Illinois

2005: 9; Army; Louisiana-Lafayette; Temple (4); Pittsburgh; Middle Tennessee State; Cincinnati

2004: 3; Temple (2); Kentucky

2003: 9; Kansas State; Northwestern; Colorado State; Cincinnati; Purdue; Maryland; Alabama; Iowa State; Pittsburgh

2002: 10; Rutgers; Troy; North Carolina; Cincinnati; UConn; Missouri; Kansas; Wyoming; Wake Forest; UNLV

2001: 11; UConn (2); Army; Cincinnati; Missouri; Temple (2); Minnesota; Northwestern; South Florida; Navy

2000: 9; Central Florida (2); Vanderbilt; Minnesota; UConn (2); Navy; Penn State; Iowa

MAC HEAD COACHES IN HIGH DEMAND

Football programs continue to take notice of MAC head coaches. There are 13 former head coaches from the MAC in a current FBS head coaching position—including one-third of the Big Ten (four total); last year's National Champion Ohio State's Urban Meyer (Bowling Green) and both coaches from the 2013 BCS Championship Game – Alabama's Nick Saban (Toledo) and Notre Dame's Brian Kelly (Central Michigan).

For the 2015 season, 26 of the 129 FBS coaches (20.1%) will be either current or former MAC head coaches.

Big Ten – Urban Meyer-Ohio State (Bowling Green), Jerry Kill-Minnesota (Northern Illinois), Bill Cubit-Illinois (Toledo), Darrell Hazell-Purdue (Kent State)

Ind. – Brian Kelly-Notre Dame (Central Michigan)

SEC-Nick Saban-Alabama (Toledo), Gary Pinkel-Missouri (Toledo), Butch Jones-Tennessee (Central Michigan)

ACC-Al Golden-Miami (Temple), Steve Addazio-Boston College (Temple), Dave Doeren-NC State (Northern Illinois), Dave Clawson-Wake Forest (Bowling Green).

Sun Belt – Doug Martin-New Mexico State (Kent State).

MAC EAST VS. MAC WEST

After 18 crossover games in the 2014 season, the MAC West had a 15-3 advantage over the MAC East Division, which marks the best crossover record in the last seven years. Over the previous seven years (2008-2014), the MAC West has had the upper hand in crossover regular season games against the MAC East, winning the head-to-head regular season series in six of the last seven years. Over the last seven seasons (2008-14), the West holds a 90-36 (.714%) regular season record in crossover games over the East.

MAC MEDIA 2015 FOOTBALL PRESEASON POLL

Earlier this summer members of the media selected Toledo and Bowling Green to win the West and East Divisions respectfully in the 2015 MAC Football Media Preseason Poll. Toledo was selected to win the 2015 Marathon MAC Football Championship Game.

In the East Division, two-time defending East Champion Bowling Green was selected first with 160 total points followed by three teams separated by only five points. Ohio and Akron tied for second with 118 points, while UMass placed fourth with 113 points.

In the West Division, Toledo was selected first in the Division in a narrow race by only one point over Western Michigan and only nine points separated the top three teams including five-time defending West Champion Northern Illinois. Toledo placed first with 121 points, while Western Michigan was second with 120 points and Northern Illinois third with 113 points.

2015 MAC MEDIA Football Preseason Poll**MAC East Division**

Team (First Place Votes)	Points
1. Bowling Green (18)	160
T2. Ohio (1)	118
T2. Akron (2)	118
4. UMass (3)	113
5. Buffalo	70
6. Miami	47
7. Kent State	46

MAC West Division

Team (First Place Votes)	Points
1. Toledo (11)	121
2. Western Michigan (8)	120
3. Northern Illinois (4)	113
4. Ball State	66
5. Central Michigan (1)	56
6. Eastern Michigan	28

MAC FOOTBALL COACHES PRESEASON POLL

MAC Head Football Coaches have provided their own 2015 Preseason Poll and based upon voting by all 13 head coaches Bowling Green and Northern Illinois have been selected to win the East and West Divisions respectfully.

In the East Division, Bowling Green was selected first with 89 total points followed by second-place Ohio with 64 points. A narrow margin of only seven points separated the second, third and four place teams as Akron was third with 60 points and fourth-place UMass with 57 points.

In the West Division, only three points separated the top two spots with NIU gathering 70 points, followed by second-place Toledo with 67 points.

2015 MAC HEAD COACHES Football Preseason Poll**MAC East Division**

Team (First Place Votes)	Points
1. Bowling Green (11)	89
2. Ohio	64
3. Akron	60
4. UMass (2)	57
5. Buffalo	43
6. Miami	30
7. Kent State	21

MAC West Division

Team (First Place Votes)	Points
1. Northern Illinois (7)	70
2. Toledo (5)	67
3. Western Michigan (1)	55
4. Ball State	36
5. Central Michigan	32
6. Eastern Michigan	13

MAC AND CBS SPORTS NETWORK REACH MULTI-YEAR DEAL THROUGH 2018-19

In June of 2015, the MAC and CBS Sports Network announced a multi-year deal to televise college football and basketball games from the Mid-American Conference. The deal, which begins this season and continues through 2018-19, is through a sublicense agreement with ESPN.

CBS Sports Network will air up to 12 football and 12 basketball games per year, with the first year calling for six football games and up to seven basketball games. In 2015, the six football games will include two Thursday and three Saturday games, as well as one game on the Friday after Thanksgiving. CBS Sports Network, the 24-hour home of CBS Sports, is available across the country through local cable, video and telco providers and via satellite on DirecTV Channel 221 and Dish Network Channel 158.

MAC AND ESPN ANNOUNCE HISTORIC 13-YEAR RIGHTS EXTENSION DEAL THROUGH 2016-27 SEASON

In 2014, the MAC and ESPN announced a 13-year rights agreement that will be the largest and most extensive agreement in the history of the Conference. The extension, which adds provisions to the remaining three years of the original national rights agreement and adds an additional 10 years to the deal with ESPN, brings long-term security for the Conference through the 2026-27 academic year.

This agreement provides ESPN with exclusive television and digital distribution rights for all MAC sporting events, and guarantees coverage of every football game, and select men's and women's basketball and Olympic sporting events through the 2026-27 academic season.

The Marathon MAC Football Championship Game and the MAC football regular season is the foundation for the national deal with ESPN. The 2014 MAC football regular season will be highlighted by national coverage of 14 mid-week games during the month of November on ESPN2, ESPNU and ESPN3 as the Conference race unfolds in both the East and West divisions. The Marathon MAC Football Championship Game on Friday, Dec. 5 at 7 pm ET will be televised nationally on ESPN2.

The agreement also follows the recent trend of several of the most successful athletic seasons in the MAC combined with record television audiences on ESPN. The success by MAC athletic programs is a collective effort by MAC membership across multiple sports.

MAC PART OF NEW COLLEGE FOOTBALL PLAYOFF ERA

Last year college football entered a new four-team playoff era with the new College Football Playoff. The two College Football Playoff Semifinals will be played in bowl games this year (Capital One Orange Bowl; Goodyear Cotton Bowl Classic) and the College Football Playoff National Championship will be played in Arizona on Jan. 11.

The two Semifinals and four other premier bowl games (Chick-fil-A Peach Bowl; Vizio Fiesta Bowl; Allstate Sugar Bowl; Rose Bowl) will be played on New Year's Eve and New Year's Day. The Semifinal games will rotate among these six different bowls. All MAC programs will join every FBS team in college football with equal access to the playoff based upon its performance. No team will qualify automatically.

The College Football Playoff Selection Committee will choose four teams for the playoffs based on body of work, strength of schedule, head-to-head results, comparison of results against common opponents, championships won and other factors.

The highest ranked program by the Selection Committee from either the MAC, American Athletic, Conference USA, Mountain West or Sun Belt Conferences will play annually in one of the premier bowl games.

MAC Week One Quick Recaps:

NIU 38, UNLV 30 -- NIU junior quarterback Drew Hare threw for a career-high 360 yards on 21-of-26 passing and two touchdowns as NIU erased a 14-point second quarter deficit to defeat UNLV, 38-30, in the season opener on Saturday at Huskie Stadium.

Hare's 360 yards is the eighth-highest single-game yardage in Huskie history. Junior wide receiver Kenny Golladay caught nine passes for 213 yards, tied for the sixth-most yards in a game in NIU history, and junior tailback Joel Bouagnon recorded 21 carries for 152 yards and three touchdowns.

No. 5 Michigan State 37, Western Michigan 24 -- Western Michigan showed grit and character, going toe-to-toe with No. 5 ranked Michigan State in front of a capacity Waldo Stadium crowd of 30,885 Friday in the 2015 season opener. The Broncos fell by a final score of 37-24 but had several shining moments in the game, including a 100-yard touchdown kickoff return by sophomore Darius Phillips that tied the game at 7-7.

Junior wide receiver Corey Davis had 10 receptions for 154 yards and one touchdown, making an elite grab in the third quarter that was tabbed as the offensive play of the game. Redshirt junior quarterback Zach Terrell set career highs for pass attempts and completions, going 33-for-50 for 365 yards. Junior Daniel Braverman also had a career night with 13 receptions for 109 yards.

Oklahoma State 27, Central Michigan 13 -- Central Michigan junior quarterback Cooper Rush threw for 225 yards passing and added one rushing touchdown, however the Chippewas dropped a 24-13 decision to Oklahoma State on Thursday night at Kelly/Shorts Stadium.

Rush added a 22-yard rushing touchdown in the third quarter to give Central Michigan a 13-10 lead, however the Cowboys scored the final 14 points for the 24-13 final.

The Cowboys were just the fifth Power Five conference school in the last 20 years to visit Kelly/Shorts Stadium, and had to work hard to avoid becoming the first one to lose.

Central Michigan coach John Bonamego was making his debut just 13 days after his final radiation treatment for tonsil cancer. The Chippewas had more total yards in the first three quarters, but Oklahoma State was finally able to adjust to their screen-heavy offense.

No. 25 Tennessee 59, Bowling Green 30 -- Bowling Green dropped its season opener to No. 25-ranked Tennessee, 59-30, Saturday in front of 61,323 fans at Nissan Stadium.

Senior Matt Johnson threw for a career-high 424 yards, completing 27-of-49 passes for two touchdowns. Junior Gehrig Dieter led all Falcon receivers with career highs in catches (7) and yards (133). Junior Ronnie Moore added 95 yards on five catches, while redshirt-senior Chris Gallon had three receptions for 45 yards. Sophomore Roger Lewis registered two catches for 49 yards.

Junior Fred Coppet led the Bowling Green rushing attack with 63 yards on 12 carries. Senior Travis Greene chipped in with 34 yards on nine touches. Senior Ryan Burbrink – who also caught four passes for 70 yards – scored the Falcons' lone rushing touchdown.

No. 19 Oklahoma 41, Akron 3 -- Oklahoma posted 24 unanswered second-half points to register a 41-3 victory over Akron in the season-opener on Saturday, Sept. 5, at Memorial Stadium. The 19th-ranked Sooners recorded a 539-226 advantage in yards in the affair, including throwing for 439 yards through the air.

Senior QB Kyle Pohl was 6-of-17 for the Zips for 88 yards, while Akron's leading rusher was sophomore QB Tra'Von Chapman with 48 yards. Senior running back Conor Hundley and sophomore quarterback Thomas Woodson also added 36 and 30 yards on the ground for the Zips.

MAC Week One Quick Recaps:

Ball State 48, VMI 36 -- Ball State sophomore running back Dari-an Green rushed for three touchdowns and sophomore quarterback Jack Milas threw for one score as the Cardinals defeated VMI, 48-36, on Thursday at Scheumann Stadium. Milas was 34-of-52 passing for 338 yards passing and one touchdown in leading the Ball State offense to 567 yards of total offense.

Green ran for three touchdowns and caught one more to tie the school record with four total touchdowns. Freshman James Gilbert added two scores on the ground, while sophomore quarterback Jack Milas threw for a career-high 338 yards.

Miami 26, Presbyterian 7 -- Behind a 26-7 win on Saturday against Presbyterian at Yager Stadium, Miami recorded its first season-opening win since 2007, snapping a seven-year skid in openers. The RedHawks took a 13-0 lead into the half and went on to outscore the Blue Hose 13-7 in the second half.

Miami senior quarterback Drew Kummer finished with 255 yards passing and two touchdowns, completing 14-of-19 pass attempts. Sophomore wide receiver Jared Murphy posted the first 100 yard receiving game of his career, leading all players with 101 yards receiving on five catches, including a 50-yard reception.

Buffalo 51, Albany 14 -- Buffalo kicked off the Lance Leipold era in impressive fashion with a 51-14 victory over Albany on Saturday in front of 20,872 fans at UB Stadium. The Bulls utilized a balanced attack of 212 rushing yards and 255 passing yards en route to scoring the most points in a season opener in school history.

Buffalo scored on six of its first eight possessions, including five touchdowns and one field goal. After Albany scored on their initial drive, Buffalo scored the game's next 38 points as quarterback Joe Licata threw two touchdown passes.

Bulls' Jacob Martinez added an 86-yard punt return for a touchdown in the 4th quarter. It was the first punt returned for a touchdown by the Bulls since 2002. The 51 points scored in the season opener were the most by a Buffalo team in school history.

Old Dominion 38, Eastern Michigan 34 -- Eastern Michigan took an early lead in the contest and held on until the fourth quarter when Old Dominion scored a touchdown with just 1:57 left in the game to seal a 38-34 victory.

The Eagles outgained Old Dominion, 444-413, but Eastern Michigan was forced into three turnovers which proved to be the difference in the game. Eagles running back Darius Jackson was a dual threat on the field rushing for 117 yards on 19 carries with two touchdowns, while pulling in five receptions for 67 yards, leading Eastern Michigan in both categories. In the passing game, Reginald Bell went 12-of-18 for 121 yards and a pair of touchdowns. Bell found Dustin Creel on both of the touchdown passes.

Illinois 52, Kent State 3 -- Too many turnovers and a rash of other mistakes combined to crush Kent State's hopes early in a 52-3 loss to Illinois in Saturday's 2015 season opener at Memorial Stadium.

The Fighting Illini turned three interceptions and a muffed punt by the Golden Flashes into 28 quick points while building a 38-0 halftime lead. Three of the four scores off of turnovers arrived on one-play drives lasting fewer than seven seconds each.

The frustrating opener followed an exhausting Friday night that saw Kent State and Illinois endure a long lightning delay before finally postponing to Saturday.

Toledo vs. Stony Brook -- Toledo's opening contest vs. Stony Brook Thursday was suspended due to severe weather after one half of play with the Rockets holding a 16-7 lead. The game will not be replayed and is officially listed as "no contest." The contest featured three weather delays before the game was finally called off at 12:13 a.m.

Bowling Green (0-1, 0-0; MAC) at Maryland (1-0, 0-0; BigTen)

Saturday, September 12, 2015 • Noon ET • College Park, Md. • Byrd Stadium (51,500)
Big Ten Network
Series: First Meeting

Head Coach: Dino Babers
Career: 27-14 (4th year) at Bowling Green: 8-7 (2nd year)
Football Contact: Scott Swegan, 419-372-7105, swegans@bgsu.edu

Offense:
Rush: RB Fred Coppet (12 att., 63 rushing yds., 0 TDs)
Pass: QB Matt Johnson (27-49 passing, 424 yards, 2 TDs)
Rec.: WR Gehrige Dieter (7 rec., 133 yds., 1 TD)

Defense:
Tackles: LB Austin Valdez (13 tackles, 1.0 tfl)
Sacks: DL Zach Colvin (2 tackles, 1.0 tfl, 1.0 sack)

Notes: Return 18 starters (11 off. / 3 def./ 4 sp.) and 46 letterwinners from last year's team that finished 8-6 overall, 5-3 in the MAC... Falcons lost 59-30 to No. 25 Tennessee on Saturday...Senior QB Matt Johnson threw for a career-high 424 yards, completing 27-of-49 passes for two TDs...WR Gehrige Dieter led all receivers with career highs in catches (7) and yards (133)...WR Ronnie Moore added 95 yards on five catches.

Head Coach: Randy Edsall
Career: 91-93 (16th year) at Maryland: 21-30 (5th year)
Football Contact: Dustin Semonavick, 301-314-0951, dustin@umd.edu

Offense:
Rush: RB Brandon Ross (18 att., 150 yds., 1 TD)
Pass: QB Perry Hills (12-21 passing, 138 yards, 2 TDs)
Rec.: WR Levern Jacobs (2 rec., 32 yds., 1 TD)

Defense:
Tackles: LB Jermaine Carter (8 tackles, 1.0 tfl)
Sacks: DL Quinton Jefferson (6 tackles, 2.5 tfl, 2.0 sacks)

Notes: Terrapins return 10 starters (6 off./4 def.) and 34 letterwinners from last year's team that went 7-6 overall, 4-4 in the BigTen...Maryland beat Richmond, 50-21, on Saturday...PR William Likely recorded a Big Ten and Maryland record 233 punt return yards, which surpassed a record that had stood since 1939...Likely moved into fifth in program history with 663 career punt return yards.

Buffalo (1-0, 0-0; MAC) at Penn State (0-1, 0-0; BigTen)

Saturday, September 12, 2015 • Noon ET • University Park, Pa. • Beaver Stadium (107,282)
ESPN2
Series: Series tied 1-1

Head Coach: Lance Leipold
Career: 110-6 (9th year) at Buffalo: 1-0 (1st year)
Football Contact: Jon Fuller, 716-645-6762, jfuller3@buffalo.edu

Offense:
Rush: RB Anthonie Taylor (17 att., 104 yds., 2 TDs)
Pass: QB Joe Licata (20-26 passing, 246 yds., 2 TDs)
Rec.: WR Ron Willoughby (3 rec., 60 yds., 0 TDs)

Defense:
Tackles: LB Okezie Alozie (7 tackles, 1.0 tfl, 1.0 sacks)
Sacks: LB Okezie Alozie (7 tackles, 1.0 tfl, 1.0 sacks)
Int.: DB Boise Ross (4 tackles, 1 INT)

Notes: Buffalo returns 14 starters (8 off./4 def./2 sp.) and 43 letterwinners from last year's squad that finished 5-6 overall, 3-4 in the MAC...Buffalo defeated Albany 51-14 on Saturday...Bulls utilized a balanced attack of 212 rushing yards and 255 passing yards en route to scoring the most points in a season opener in school history.

Head Coach: James Franklin
Career: 31-22 (5th year) at Penn State: 7-7 (2nd year)
Football Contact: Kris Petersen, 814-865-2497, kap18@psu.edu

Offense:
Rush: RB Akeel Lynch (10 att., 78 yds., 1 TD)
Pass: QB Christian Hackenberg (11-25 passing, 103 yds., 0 TDs)
Rec.: WR Chris Godwin (5 rec., 81 yds., 0 TDs)

Defense:
Tackles: DE Carl Nassib (10 tackles, 2.5 tfl, 1.0 sack)
Sacks: LB Brandon Bell (7 tackles, 2.5 tfl, 1.0 sack)

Notes: Nittany Lions return 15 starters (8 off./7 def.) and 40 letterwinners from last year's 7-6 squad, 2-6 in the BigTen...Penn State lost to Temple, 27-10, in the opener...Penn State's record in season openers is now 106-21-2...Senior DE Carl Nassib made a career-high 10 tackles, 2.5 tfl and 1.0 sack...Sophomore WR Chris Godwin caught five passes for 81 yards and now has at least one catch in 13 of 14 career games.

Miami (1-0, 0-0; MAC) at Wisconsin (0-1, 0-0; BigTen)

Saturday, September 12, 2015 • Noon ET • Madison, Wis. • Camp Randall Stadium (80,321)
ESPNU
Series: First Meeting

Head Coach: Chuck Martin
Career: 77-17 (8th year) at Miami: 3-10 (2nd year)
Football Contact: Dave Meyer, 513-529-4329, meyerd@miamioh.edu

Offense:
Rush: RB Alonzo Smith (12 att., 86 yds., 2 TDs)
Pass: QB Drew Kummer (14-19 passing, 255 yds., 2 TDs)
Rec.: WR Jared Murphy (5 rec., 101 yds., 0 TDs)

Defense:
Tackles: LB Kent Kern (6.5 tackles)
Sacks: DL Zach Smierciak (3.5 tackles, 0.5 tfl, 0.5 sack)
Int.: DB Tony Reid (3 tackles, 1 INT)

Notes: Miami returns 16 starters (4 off./9 def./3 sp.) and 39 letterwinners from last year's team that went 2-10 overall, 2-6 in the MAC...Miami defeated Presbyterian 26-7 in the opener...Miami recorded its first win in a season opener since 2007...QB Drew Kummer set a new career high for single-game passing yards with 255 yards.

Head Coach: Paul Chryst
Career: 19-21 (4th year) at Wisconsin: 0-1 (1st year)
Football Contact: Brian Lucas, 608-263-5052, bml@athletics.wisc.edu

Offense:
Rush: RB Corey Clement (8 att., 16 rushing yds., 0 TDs)
Pass: QB Joel Stave (26-39 passing, 228 yards, 2 TDs)
Rec.: WR Alex Erickson (6 rec., 73 yds., 1 TD)

Defense:
Tackles: LB Joe Schobert (13 tackles, 4.0 tfl, 2.0 sacks)
Sacks: LB Joe Schobert (13 tackles, 4.0 tfl, 2.0 sacks)

Notes: Wisconsin returns 11 starters (5 off./6 def.) and 47 letterwinners from last year's team that went 11-3 overall, 7-1 in the BigTen...Wisconsin lost to No. 3 Alabama 35-17 in the opener...Senior QB Joel Stave now has 39 career touchdown passes for third-most in Wisconsin history...Stave is just the sixth QB in school history to pass for more than 5,000 yards in a career (5,176 ranks fifth in school history).

UMass (0-0, 0-0; MAC) at Colorado (0-1, 0-0; Pac-12)
 Saturday, September 12, 2015 • 2:00 pm ET • Boulder, Colo. • Folsom Field (53,613)
 Pac-12 Network
 Series: Colorado leads series 1-0



Head Coach: Mark Whipple
 Career: 124-68 (18th year) at UMass: 52-35 (8th year)
 Football Contact: Molly O'Mara, 413-545-2439, momara@umass.edu

Offense: (top returnees listed)
 Rush: RB Shadrach Abrokwah (122 att., 578 rushing yds., 7 TDs)
 Pass: QB Blake Frohnapfel (241-437 passing, 3,345 yds., 23 TDs)
 Rec.: WR Tajae Sharpe (85 rec., 1,281 yds., 7 TDs)

Defense: (top returnees listed)
 Tackles: LB Jovan Santos-Knox (143 tackles, 8.5 tfl, 2.0 sacks)
 Sacks: LB Kassin Messiah (69 tackles, 5.5 tfl, 3.0 sacks)
 Int.: DB Randall Jette (67 tackles, 4 INT, 14 pbu)

Notes: UMass returns 23 starters (10 off/9 def/4 sp) and 44 letterwinners from last year's 3-9 team...QB Blake Frohnapfel named to Davey O'Brien Award, Manning Award and Wuerffel Trophy Watch Lists after 3,345 yards and 23 TDs...LB Jovan Santos-Knox named to Chuck Bednarik, Bronko Nagurski and Rotary Lombardi Award Watch Lists.



Head Coach: Mike MacIntyre
 Career: 22-40 (6th year) at Colorado: 6-19 (3rd year)
 Football Contact: David Plati, 303-492-5626, david.plati@colorado.edu

Offense:
 Rush: RB Michael Adkins (22 att., 90 rushing yds., 2 TDs)
 Pass: QB Sefo Liufau (23-40 passing, 158 yards, 0 TDs)
 Rec.: WR Nelson Spruce (8 rec., 69 yds., 0 TDs)

Defense:
 Tackles: DB Ryan Moeller (6 tackles, 1.0 tfl)
 Sacks: DE Jase Franke (4 tackles, 1.0 tfl, 1.0 sack)
 Int.: DB Chidobe Awuzie (6 tackles, 1 INT)

Notes: Buffaloes return 16 starters (7 off./9 def.) and 52 letterwinners from last year's team that finished 2-10 overall, 0-9 in the Pac-12...Suffered a 28-20 loss at Hawaii...WR Nelson Spruce had eight receptions for 69 yards and now has 213 career catches, which ranks second (215, Scotty McKnight, 2007-10), his 2,365 yards ranks sixth.

Monmouth (0-1, 0-0; Big South) at Central Michigan (0-1, 0-0; MAC)
 Saturday, September 12, 2015 • 3:00 pm ET • Mt. Pleasant, Mich. • Kelly/Shorts Stadium (30,255)
 ESPN3
 Series: First Meeting



Head Coach: Kevin Callahan
 Career: 126-103 (23rd year) at Monmouth: 126-103 (23rd year)
 Football Contact: Greg Viscomi, 732-571-4447, gviscomi@monmouth.edu

Offense:
 Rush: RB Lavon Chaney (20 att., 99 yards rushing, 1 TD)
 Pass: QB Cody Williams (22-33 passing, 258 yds., 1 TD)
 Rec.: WR Darren Ambush (6 rec., 102 yds., 1 TD)

Defense:
 Tackles: DB Mike Basile (10 tackles)
 Sacks: DE Andrew Jurczynski (2 tackles, 1.0 tfl, 1.0 sack)

Notes: Hawks return 15 starters (6 off./9 def.) and 46 letterwinners from last year's team that finished 6-5 overall, 1-4 in the Big South...Opened with a 27-19 loss vs. Holy Cross...WR Darren Ambush caught six passes for 102 yards, including an 81-yard touchdown reception, while RB Lavon Chaney ran for 99 yards before departing with an injury early in the fourth quarter.



Head Coach: John Bonamego
 Career: 0-1 (1st year) at Central Michigan: 0-1 (1st year)
 Football Contact: Rob Wyman, 989-774-7614, wyman1rd@cmich.edu

Offense:
 Rush: RB Martez Walker (12 att., 25 yds., 0 TDs)
 Pass: QB Cooper Rush (28-41 passing, 225 yards, 0 TDs)
 Rec.: WR Mark Chapman (6 rec., 72 yds., 0 TDs)

Defense: (top returnees listed)
 Tackles: DB Kavon Frazier (13 tackles, 3.5 tfl, 3 INT)
 Sacks: DL Joe Ostman (6 tackles, 1.0 tfl, 1.0 sack)

Notes: Chippewas suffered a 24-13 loss to Oklahoma State on Sept. 3...QB Cooper Rush threw for 225 yards on 28-of-41 passing...Chippewas finished with 265 passing as WR Jesse Kroll took a lateral from Rush and found WR Mark Chapman for a 40-yard gain...Nine receivers caught at least two passes in the game, as Chapman led the team with six catches for 72 yards, both career highs.

Murray State (1-0, 0-0; Ohio Valley) at Northern Illinois (1-0, 0-0; MAC)
 Saturday, September 12, 2015 • 3:30 pm ET • DeKalb, Ill. • Brigham Field at Huskie Stadium (24,000)
 ESPN3
 Series: NIU leads 1-0



Head Coach: Mitch Stewart
 Career: 1-0 (1st year) at Murray State: 1-0 (1st year)
 Contact: Parker Griffith, 270-809-3351, pgriffith2@murraystate.edu

Offense:
 Rush: RB Roman Clay (17 att., 96 rushing yds., 1 TD)
 Pass: QB KD Humphries (25-34 passing, 385 yards, 5 TDs)
 Rec.: WR Jeremy Harness (7 rec., 156 yds., 3 TDs)

Defense:
 Tackles: DE Zach Dean (9 tackles, 4.5 tfl, 2.0 sacks)
 Sacks: DE Zach Dean (9 tackles, 4.5 tfl, 2.0 sacks)

Notes: Racers defeated Kentucky Wesleyan, 52-14, in the opener on Sept. 3...QB KD Humphries was 25-for-34 passing for 385 yards and five touchdowns...WR Jeremy Harness led team with seven receptions for 156 yards and a career-high three TDs...Victory makes head coach Mitch Stewart the 10th head coach in Murray State history to win his first game and first since Joe Pannunzio in 2000.



Head Coach: Rod Carey
 Career: 24-6 (3rd year) at NIU: 24-6 (3rd year)
 Football Contact: Donna Turner, 815-753-9513, donnaturner@niu.edu


Offense:
 Rush: RB Joel Bouagnon (21 att., 152 rushing yds., 3 TDs)
 Pass: QB Drew Hare (21-26 passing, 360 yds., 2 TDs)
 Rec.: WR Kenny Golladay (9 rec., 213 yds., 0 TDs)

Defense:
 Tackles: LB Boomer Mays (13 tackles)
 Sacks: LB Jamaal Payton (5 tackles, 2.0 tfl, 1.0 sack)
 Int.: DB Shawun Lurry (2 tackles, 1 INT)

Notes: NIU returns 16 starters (7 off./8 def./1 sp.) and 49 letterwinners from last year's team that finished 11-3 overall, 7-1 in the MAC...NIU defeated UNLV 38-30 in Saturday's opener...NIU won its season opener for the third straight season and four of their last five season openers...QB Drew Hare had a career high 360 passing yards, the eighth-highest single game total in school history.

Eastern Michigan (0-1, 0-0; MAC) at Wyoming (0-1, 0-0; Mountain West)

Saturday, September 12, 2015 • 4:00 pm ET • Laramie, Wy. • War Memorial Stadium (33,500)


Root Sports
Series: First Meeting


Head Coach: Chris Creighton
Career: 141-57 (19th year) at Eastern Michigan: 2-11 (2nd year)
Football Contact: Greg Steiner, 734-487-0317, gsteiner2@emich.edu

Offense:
Rush: RB Darius Jackson (19 att., 117 yds., 2 TDs)
Pass: QB Reginald Bell (12-18 passing, 117 yds., 2 TDs)
Rec.: WR Dustin Creel (3 rec., 24 yds., 2 TDs)

Defense:
Tackles: LB Anthony Zappone (11 tackles, 1.0 tfl)
Sacks: LB Derric Williams (6 tackles, 1.0 tfl, 1.0 sack)

Notes: Eagles return 15 starters (5 off./7 def./3 sp.) and 24 letterwinners from last year's squad that finished 2-10 overall...Eagles opened the season with a 38-34 loss to Old Dominion...In total yards Eagles outgained Old Dominion, 444-413, but Eastern Michigan was forced into three turnovers which proved to be the difference...RB Darius Jackson led the team with 117 yards on 19 carries with two touchdowns.



Head Coach: Craig Bohl
Career: 4-9 (2nd year) at Wyoming: 4-9 (2nd year)
Football Contact: Tim Harkins, 307-766-2256, tharkins@uwyo.edu


Offense:
Rush: RB Brian Hill (10 att., 31 yds., 0 TDs)
Pass: QB Cameron Coffman (19-37 passing, 282 yards, 2 TDs)
Rec.: WR Tanner Gentry (9 rec., 176 yds., 1 TD)

Defense:
Tackles: S Chavez Pownell (16 tackles)
Sacks: DL Eddie Yarbrough (3 tackles, 1.0 tfl, 1.0 sack)

Notes: Wyoming returns nine starters (5 off./4 def.) and 33 letterwinners from last year's squad that finished 4-8 overall, 2-6 in the Mountain West...Cowboys opened with a 24-13 loss at home to North Dakota...WR Tanner Gentry tied a career-high with nine receptions and set a new career-high with 176 receiving yards, while also setting a career-high with 205 yards of total offense.

Toledo (0-0, 0-0; MAC) at Arkansas (1-0, 0-0; SEC)

Saturday, September 12, 2015 • 4:00 pm ET • Fayetteville, Ark. • Donald W. Reynolds Razorbacks Stadium (72,000)


SEC Network
Series: First Meeting


Head Coach: Matt Campbell
Career: 26-13 (4th year) at Toledo: 26-13 (4th year)
Football Contact: Paul Helgren, 419-530-4918, paul.helgren@utoledo.edu

Offense: (top returnees listed)
Rush: RB Kareem Hunt (205 att., 1,631 yds., 16 TDs)
Pass: QB Logan Woodside (185-296 passing, 2,263 yds., 19 TDs)
Rec.: WR Corey Jones (68 rec., 842 yds., 5 TDs)

Defense: (top returnees listed)
Tackles: LB/DE Trent Voss (77 tackles, 15.0 tfl, 4.5 sacks)
Sacks: DT Orion Jones (33 tackles, 10.0 tfl, 6.0 sacks)
Int.: DB Chaz Whittaker (56 tackles, 2 INT)

Notes: Rockets return 17 starters (5 off./10 def./2 sp.) and 46 letterwinners from last year's 9-4 squad, 7-1 in the MAC...Opener vs. Stony Brook was suspended after three separate lightning delays and was not resumed, resulting in a no contest.



Head Coach: Bret Bielema
Career: 79-39 (10th year) at Arkansas: 11-15 (3rd year)
Football Contact: Patrick Pierson, 479-575-2752, pspierso@uark.edu

Offense:
Rush: RB Alex Collins (12 att., 127 yds., 1 TD)
Pass: QB Brandon Allen (14-18 passing, 308 yds., 4 TDs)
Rec.: WR Keon Hatcher (6 rec., 106 yds., 2 TDs)

Defense:
Tackles: DL Jeremiah Ledbetter (8 tackles, 0.5 tfl)
Sacks: DL DeMarcus Hodge (3 tackles, 2.0 tfl, 1.0 sack)
Int.: DL Henre' Toliver (4 tackles, 2.0 tfl, 1 INT)


Notes: Razorbacks return 15 starters (9 off./ 6 def.) and 49 letterwinners from last year's squad that finished 7-6 overall, 2-6 in the SEC...Arkansas opened with a 48-13 win over UTEP...Bret Bielema-coached teams are now 34-0 when scoring 40+ points in a game...QB Brandon Allen threw for 308 yards, the first 300-yard passing game in his career.

Delaware State (0-1, 0-0; MEAC) at Kent State (0-1, 0-0; MAC)

Saturday, September 12, 2015 • 6:00 pm ET • Kent, Ohio • Dix Stadium (25,319)

ESPN3

Series: Kent State leads 2-0




Head Coach: Kenny Carter
Career: 0-1 (1st year) at Delaware State: 0-1 (1st year)
Football Contact: Dennis Jones, 302-857-6068, djones@desu.edu

Offense:
Rush: RB Jamaal Jackson (15 att., 37 yds., 1 TD)
Pass: QB Esayah Obado (16-27 passing, 227 yds., 0 TDs)
Rec.: WR Malik Golson (7 rec., 74 yds., 0 TDs)

Defense:
Tackles: LB Malik Harris (12 tackles, 0.5 tfl)
Sacks: DL Gabe Sherrod (7 tackles, 3.5 tfl, 1.0 sack)
Int.: DB Kevin Jocelyn (11 tackles, 1.0 tfl, 1 INT)

Notes: Delaware State last season finished 2-10 overall, 2-6 in the MEAC...Opened with a 32-13 loss to FCS No. 15 ranked Liberty...QB Esayah Obado connected on 16-of-27 passes for 227 yards but was intercepted twice in his first game since 2013...Obado was sacked five times in the contest, including one that resulted in a safety.



Head Coach: Paul Haynes
Career: 6-18 (3rd year) at Kent State: 6-18 (3rd year)
Football Contact: Aaron Chimenti, 330-672-8468, achimenti@kent.edu

Offense:
Rush: RB Trayion Durham (4 att., 10 rushing yds., 0 TDs)
Pass: QB Colin Reardon (15-34 passing, 156 yards, 0 TDs)
Rec.: WR Ernest Calhoun (2 rec., 26 yds., 0 TDs)

Defense:
Tackles: LB Matt Dellinger (8 tackles, 0.0 tfl)
Sacks: DE Terence Waugh (2 tackles, 1.0 tfl, 1.0 sack)
Int.: DB Demetrius Monday (3 tackles, 1 INT)

Notes: Kent State returns 21 starters (9 off./ 9 def./ 3 spec.) and 44 letterwinners from last year's squad that finished 2-9 overall, 1-6 in the MAC...Golden Flashes opened with a 52-3 loss at Illinois on Saturday...Game was postponed from Friday night due to rain and lightning...The Flashes have had postponements in each of their last two road trips dating back to last November's road game at Buffalo.

Pittsburgh (1-0, 0-0; ACC) at Akron (0-1, 0-0; MAC)

Saturday, September 12, 2015 • 6:00 pm ET • Akron, Ohio • InfoCision Stadium (27,881)

ESPN3
Series: Pittsburgh leads 2-1

Head Coach: Pat Narduzzi
 Career: 1-0 (1st year) at Pitt: 1-0 (1st year)
 Contact: E.J. Borghetti, 412-648-8240, eborghetti@athletics.pitt.edu

Offense:
 Rush: RB Qadree Ollison (16 att., 207 rushing yds., 0 TDs)
 Pass: QB Chad Voytik (9-14 passing, 72 yards, 1 TD)
 Rec.: WR E. Zeise (2 rec., 11 yds., 0 TDs)

Defense:
 Tackles: LB Nicholas Grigsby (10 tackles, 3.0 tfl, 2.0 sacks)
 Sacks: LB Nicholas Grigsby (10 tackles, 3.0 tfl, 2.0 sacks)

Notes: Pitt returns 15 starters (8 off./7 def.) and 47 letterwinners from last year's team that finished 6-7 overall, 4-4 in the ACC... Pitt opened with a 45-37 win over Youngstown State...RB Qadree Ollison's 207 rushing yards were the most in a season opener by a Pitt freshman... Pitt's offense totaled 458 yards, while the 325 rushing yards were Pitt's most since 305 yards vs. North Carolina on Nov. 15, 2014.



Head Coach: Terry Bowden
 Career: 151-88-2 (22nd year) at Akron: 11-26 (4th year)
 Contact: Cathy Bongiovi, 330-972-6106, cbongiovi@akron.edu

Offense:
 Rush: RB Conor Hundley (8 att., 36 rushing yds., 0 TDs)
 Pass: QB Kyle Pohl (6-17 passing, 88 yards, 0 TDs)
 Rec.: WR Jerome Lane (3 rec., 57 yds., 0 TDs)

Defense:
 Tackles: LB Dylan Evans (13 tackles, 1 pbu)
 Sacks: LB Jatavis Brown (7 tackles, 1.0 tfl, 1.0 sack)
 Int.: DB DeAndre Scott (1 tackle, 1 INT)

Notes: Akron returns 15 starters (8 off./ 5 def./ 2 sp.) and 47 letterwinners from last year's squad that finished 5-7 overall, 3-5 in MAC play... Sophomore QB Tra'Von Chapman received the starting nod at quarterback vs. Oklahoma, his first collegiate start for the Zips and was the team's leading rusher with 48 yards on 14 carries.

Western Michigan (0-1, 0-0; MAC) at Georgia Southern (0-1, 0-0; Sun Belt)

Saturday, September 12, 2015 • 6:00 pm ET • Statesboro, Ga. • Allen E. Paulson Stadium (18,000)

ESPN3
Series: First Meeting

Head Coach: P.J. Fleck
 Career: 9-17 (3rd year) at Western Michigan: 9-17 (3rd year)
 Football Contact: Adam Bodnar, 269-387-4122, adam.e.bodnar@wmich.edu

Offense:
 Rush: RB Jarvion Franklin (8 att., 23 yards rushing, 0 TDs)
 Pass: QB Zach Terrell (33-50 passing, 365 yds., 2 TDs)
 Rec.: WR Corey Davis (10 rec., 154 yds., 1 TD)

Defense:
 Tackles: S Asantay Brown (10 tackles)

Notes: Western Michigan returns 22 starters (9 off./ 8 def./5 sp.) and 33 letterwinners from last year's team that finished 8-5 overall, 6-2 in the MAC...Suffered a 37-24 loss to No. 5 Michigan State on Friday with the tenth largest crowd at Waldo Stadium with an official attendance of 30,885...QB Zach Terrell recorded his fourth career 300-yard plus game with 365 yards and had career highs in completions (33) and attempts (50)...WR Corey Davis had his 14th 100-yard receiving game.



Head Coach: Willie Fritz
 Career: 9-4 (2nd year) at Georgia Southern: 9-4 (2nd year)
 FB Contact: Bryan Johnston, 912-478-5448, bjohnston@georgia-southern.edu

Offense:
 Rush: RB Matt Breida (17 att., 70 rushing yds., 0 TDs)
 Pass: QB Favian Upshaw (2-13 passing, 29 yards, 0 TDs)
 Rec.: WR BJ Johnson (1 rec., 12 yds., 0 TDs)

Defense:
 Tackles: S Matt Dobson (8 tackles)
 Sacks: DE Bernard Dawson (2 tackles, 1.5 tfl, 1.5 sacks)

Notes: Eagles return 13 starters (5 off./ 8 def.) and 58 letterwinners from last year's squad that finished 9-3 overall, 8-0 in Sun Belt... Opened at West Virginia with a 44-0 loss...Georgia Southern had an active scoring streak of 242 games snapped, dating back almost two decades...Last time the Eagles were shut out was on Dec. 2, 1995, with a 45-0 loss to Montana in the Division I-AA Playoffs.

Ball State (1-0, 0-0; MAC) at Texas A&M (1-0, 0-0; SEC)

Saturday, September 12, 2015 • 7:00 pm ET • College Station, Texas • Kyle Field (102,512)

ESPN
Series: First Meeting

Head Coach: Pete Lembo
 Career: 110-56 (15th year) at Ball State: 31-20 (5th year)
 Football Contact: Mike Clark, 765-285-8904, maclark4@bsu.edu

Offense:
 Rush: RB Darian Green (9 att., 73 rushing yds., 3 TDs)
 Pass: QB Jack Milas (34-52 passing, 338 yards, 1 TD)
 Rec.: WR Jordan Williams (8 rec., 99 yards, 0 TDs)

Defense:
 Tackles: LB Sean Wiggins (10 tackles)
 Sacks: DE Joshua Posley (8 tackles, 1.5 tfl, 0.5 sack)

Notes: Ball State returns 19 starters (10 off./ 7 def./ 2 sp.) and 48 letterwinners from last year's team that went 5-7 overall, 4-4 in the MAC... Ball State opened with a 48-36 win over VMI on Sept. 3...Ball State won its sixth consecutive season-opening game...Ball State (567) and VMI (547) combined for a Scheumann Stadium-record 1,114 yards of total offense last Thursday night.



Head Coach: Kevin Sumlin
 Career: 64-28 (8th year) at Texas A&M: 29-11 (4th year)
 Contact: Alan Cannon, 979-845-5725, acannon@athletics.tamu.edu

Offense:
 Rush: RB Tra Carson (29 att., 96 rushing yds., 1 TD)
 Pass: QB Kyle Allen (15-26 passing, 198 yards, 2 TDs)
 Rec.: WR Christian Kirk (6 rec., 106 yds., 1 TD)

Defense:
 Tackles: DB Armani Watts (10 tackles)
 Sacks: DL Daeshon Hall (7 tackles, 4.0 tfl, 4.0 sacks)

Notes: Aggies return 16 starters (8 off./ 8 def.) and 53 letterwinners from last year's team that finished 8-5 overall, 5-3 in the SEC...Opened with a 38-17 win over No. 15 ranked Arizona State in Houston last Saturday... The win over the Sun Devils moved head coach Kevin Sumlin's road record against the AP Top 25 to 8-4 (at Texas A&M)...Senior RB Tra Carson had a career-high 29 carries for 96 yards and one touchdown.

Marshall (1-0, 0-0; C-USA) at Ohio (1-0, 0-0; MAC)

Saturday, September 12, 2015 • 7:00 pm ET • Athens, Ohio • Peden Stadium (24,000)
 American Sports Network and ESPN3
 Series: Ohio leads 32-20-6



Head Coach: Doc Holliday
 Career: 41-25 (6th year) at Marshall: 41-25 (6th year)
 Contact: Jason Corriher, 304-696-4660, corriher@marshall.edu

Offense:
 Rush: RB Devon Johnson (11 att., 89 rushing yds., 1 TD)
 Pass: QB Michael Birdsong (23-36 passing, 234 yards, 2 TDs)
 Rec.: WR Davonte Allen (5 rec., 59 yds., 0 TDs)

Defense:
 Tackles: S Tiquan Lang (17 tackles, 2 INT)
 Sacks: DL Gary Thompson (10 tackles, 2.5 tfl, 1.0 sack)
 Int.: S Tiquan Lang (17 tackles, 2 INT)

Notes: Marshall returns 11 starters (6 off. / 5 def.) and 51 letterwinners from last year's team that finished 13-1 overall, 7-1 in Conference USA...Marshall defeated Purdue, 41-31, in the opener...S Tiquan Lang's two interceptions returned for touchdowns (first quarter, 14:53; fourth quarter, 1:20) are a first in program history.



Head Coach: Frank Solich
 Career: 131-75 (17th year) at Ohio: 73-56 (11th year)
 Contact: Anthony Reynolds, 740-593-1298, reynola1@ohio.edu

Offense:
 Rush: RB Daz Patterson (13 att., 84 rushing yds., 1 TD)
 Pass: QB Derrius Vick (13-16 passing, 192 yds., 2 TDs)
 Rec.: WR Brendan Cope (4 rec., 129 yds., 1 TD)

Defense:
 Tackles: LB Quentin Poling (12 tackles, 1.0 tfl, 2.0 sacks)
 Sacks: LB Quentin Poling (12 tackles, 1.0 tfl, 2.0 sacks)
 Int.: DB Nathan Carpenter (5 tackles, 1 INT)

Notes: Bobcats return 20 starters (10 off/7 def/3 sp) and 54 letterwinners from last year's 6-6 team, 4-4 in the MAC...Bobcats defeated Idaho, 45-28, in the opener on Sept. 3...LB Jovon Johnson recorded his second interception return for a touchdown when he picked off Vandals QB Matt Linchan and returned it 29 yards to put Ohio up 21-0 in the first quarter.

BOWLING GREEN WIDE RECEIVERS POST IMPRESSIVE CAREER NUMBERS

Entering the 2015 season, the threat at the wide receiver position for Bowling Green coming into the 2015 season is impressive. With senior Ryan Burbrink, junior's Ronnie Moore and Gehrig Dieter, and Roger Lewis only being a sophomore, there will be plenty of experience at this position for quarterback Matt Johnson and James Knapke to target.

Last season alone Burbrink (64 rec., 758 yards, 3 TDs), Dieter (35 rec., 460 yards, 1 TD), Lewis (73 rec., 1,094 yards, 7 TDs) and Moore (56 rec., 690 yards, 5 TDs) contributed a combined 228 receptions for 3,002 yards and 16 touchdowns as the Falcons posted their second consecutive East Division title and an invitation to the Raycom Media Camellia Bowl.

The career receptions, yards and touchdown productivity of Bowling Green wide receivers ranks among the nations best. As a team, Bowling Green ranks second in the nation with 5,584 career receiving yards and third with 426 receptions and tied for seventh with 37 touchdowns.

Wide Receivers Returning Career Numbers

School	Rec.	Yards	TDs
Cincinnati	461	6,426	57
Washington St.	436	5,358	43
Bowling Green	426	5,584	37
California	423	4,927	42
North Carolina	386	4,866	48

AKRON'S BROWN RANKS AMONG NATIONS BEST IN CAREER TACKLES & TFL

Entering the 2015 season, Akron senior linebacker Jatavis Brown ranks among the nations top active players with over 200 career tackles and 20 career tackles for loss. Brown is one of six players in FBS to reach the over 200 tackles and 20 tackles for loss plateau:

- Jatavis Brown, Akron (229 tackles/ 21.5 tackles for loss)
- Kelby Brown, Duke (242 tackles/ 23.5 tackles for loss)
- Jeremy Cash, Duke (235 tackles/ 20.0 tackles for loss)
- Gerrard Johnson, La-Monroe (200 tackles/ 29.5 tackles for loss)
- Tyler Matakovich, Temple (355 tackles/ 25.0 tackles for loss)
- Scooby Wright, Arizona (236 tackles/ 36.5 tackles for loss)

Last season, Brown was named First-Team All-MAC as he led the Zips with 99 tackles and 14.5 tackles for loss. His 99 tackles ranked 11th in the MAC and his 14.5 tackles for loss tied for fourth.

2015 MAC COACHES MEDIA CONFERENCE CALL

The Mid-American Conference football coaches will be available each Monday beginning Aug. 31 at 9:30 a.m. ET and running through Nov. 23 for a weekly media conference call. There will be an additional football championship media conference call on Nov. 30 at 10 a.m. All times listed below are Eastern.

For call in number for the media please contact Ken Mather at 216-566-4622 or kmather@mac-sports.com. The conference call will also be available at www.mac-sports.com each Monday afternoon.

West Division

9:30-9:38 P.J. Fleck, Western Michigan
 9:38-9:46 Matt Campbell, Toledo
 9:46-9:54 Rod Carey, Northern Illinois
 9:54-10:02 Pete Lembo, Ball State
 10:02-10:10 John Bonamego, Central Michigan
 10:10-10:18 Chris Creighton, Eastern Michigan

East Division

10:18-10:26 Frank Solich, Ohio
 10:26-10:34 Chuck Martin, Miami
 10:34-10:42 Paul Haynes, Kent State
 10:42-10:50 Lance Leipold, Buffalo
 10:50-10:58 Dino Babers, Bowling Green
 10:58-11:06 Terry Bowden, Akron
 11:06-11:14 Mark Whipple, UMass

MAC ATHLETIC COMMUNICATIONS CONTACTS

Mid-American Conference: Ken Mather, kmather@mac-sports.com (216-566-4622)

East Division

Akron: Cathy Bongiovi, cathyb@uakron.edu (330.972.6106)
 Bowling Green: Scott Swegan, swegans@bgsu.edu (419.372.7105)
 Buffalo: Jon Fuller, jfuller3@buffalo.edu (716.645.6762)
 Kent State: Aaron Chimenti, achiment@kent.edu (330.672.8468)
 UMass: Molly O'Mara, momara@umass.edu (413-545-2439)
 Miami: Dave Meyer, meyerd@miamioh.edu (513.529.4329)
 Ohio: Anthony Reynolds, reynola1@ohio.edu (740.593.1298)

West Division

Ball State: Michael Clark, maclark4@bsu.edu (765.285.8904)
 Central Michigan: Rob Wyman, wyman1rd@cmich.edu (989.774.3277)
 Eastern Michigan: Greg Steiner, greg.steiner@emich.edu (734.487.0317)
 Northern Illinois: Donna Turner, donnaturner@niu.edu (815.753.9513)
 Toledo: Paul Helgren, paul.helgren@utoledo.edu (419.530.4918)
 Western Michigan: Adam Bodnar, adam.e.bodnar@wmich.edu (269.387.4122)



2015 Akron Zips (0-1)

Date	Opponent	Time	Television	Series/Results
Sat., Sept. 5	at Oklahoma	7:00 pm ET	Fox Sports Net	L, 3-41
Sat., Sept. 12	Pittsburgh	6:00 pm ET	ESPN3	Pitt leads 2-1
Sat., Sept. 19	Savannah State	Noon or 2:00 pm ET	ESPN3	First Meeting
Sat., Sept. 26	at Louisiana	TBA	TBA	Louisiana leads 1-0
Sat., Oct. 3	*Ohio	2:00 pm ET	TBA	Ohio leads 18-12-1
Sat., Oct. 10	*at Eastern Michigan	3:00 pm ET	TBA	Akron leads 18-12
Sat., Oct. 17	*at Bowling Green	3:00 pm ET	TBA	BGSU leads 14-7
Sat., Oct. 31	*Central Michigan	TBA	TBA	CMU leads 15-9-1
Sat., Nov. 7	*at UMass	TBA	TBA	Akron leads 2-1
Sat., Nov. 14	*at Miami	TBA	TBA	Miami leads 16-7-1
Sat., Nov. 21	*Buffalo	TBA	TBA	Buffalo leads 9-5
Fri., Nov. 27	*Kent State	TBA	TBA	Akron leads 31-24-2

*Mid-American Conference game



2015 Ball State Cardinals (1-0)

Date	Opponent	Time	Television	Series/Results
Thur., Sept. 3	Virginia Military Institute	7:00 pm ET	ESPN3	W, 48-36
Sat., Sept. 12	at Texas A&M	7:00 pm ET	ESPN3	First Meeting
Sat., Sept. 19	*at Eastern Michigan	3:00 pm ET	ESPN3	BSU leads 33-21-2
Sat., Sept. 26	at Northwestern	8:00 pm ET	Big Ten Network	First Meeting
Sat., Oct. 3	*Toledo	3:00 pm ET	TBA	Toledo leads 20-19-1
Sat., Oct. 10	*at Northern Illinois	TBA	TBA	Series tied 20-20-2
Sat., Oct. 17	Georgia State	TBA	TBA	First Meeting
Sat., Oct. 24	*Central Michigan	TBA	TBA	BSU leads 25-21-1
Sat., Oct. 31	*UMass	TBA	TBA	UMass leads 2-1
Thur., Nov. 5	*at Western Michigan	7:30 pm ET	CBS Sports Network or ESPN3	WMU leads 22-19
Tue., Nov. 17	*at Ohio	TBA	ESPN2 or ESPN3	BSU leads 15-8
Tue., Nov. 24	*Bowling Green	7:30 pm ET	ESPN3 or ESPN3	BGSU leads 20-9-1

*Mid-American Conference game



2015 Bowling Green Falcons (0-1)

Date	Opponent	Time	Television	Series/Results
Sat, Sept. 5	at Tennessee (in Nashville)	4:00 pm ET	SEC Network	L, 30-59
Sat., Sept. 12	at Maryland	Noon ET	Big Ten Network	First Meeting
Sat., Sept. 19	Memphis	3:00 pm ET	ESPN3	BGSU leads 1-0
Sat., Sept. 26	at Purdue	TBA	TBA	BGSU leads 2-0
Sat., Oct. 3	*at Buffalo	3:30 pm ET	TBA	BGSU leads 9-3
Sat., Oct. 10	*UMass	TBA	TBA	BGSU leads 3-0
Sat., Oct. 17	*Akron	3:00 pm ET	TBA	BGSU leads 14-7
Sat., Oct. 24	*at Kent State	TBA	TBA	BGSU leads 57-19-6
Wed., Nov. 4	*Ohio	8:00 pm ET	ESPN2	BGSU leads 39-25-2
Wed., Nov. 11	*at Western Michigan	8:00 pm ET	ESPN2 or ESPN3	BGSU leads 31-18-3
Tue., Nov. 17	*Toledo	TBA	ESPN2 or ESPN3	BGSU leads 39-36-4
Tue., Nov. 24	*at Ball State	7:30 pm ET	ESPN3 or ESPN3	BGSU leads 20-9-1

*Mid-American Conference game



2015 Buffalo Bulls (1-0)

Date	Opponent	Time	Television	Series/Results
Sat., Sept. 5	Albany	3:30 pm ET	ESPN3	W, 51-14
Sat., Sept. 12	at Penn State	Noon ET	ESPN2 or ESPN3	Series tied 1-1
Sat., Sept. 19	at Florida Atlantic	TBA	American Sports Network	First Meeting
Sat., Sept. 26	Nevada	TBA	TBA	Nevada leads 1-0
Sat., Oct. 3	*Bowling Green	3:30 pm ET	TBA	BGSU leads 9-3
Sat., Oct. 17	*at Central Michigan	TBA	TBA	CMU leads 6-1
Sat., Oct. 24	*Ohio	TBA	TBA	Ohio leads 13-8
Thur., Oct. 29	*at Miami	7:30 pm ET	CBS Sports Network or ESPN3	Miami leads 12-5
Thur., Nov. 5	*at Kent State	7:30 pm ET	CBS Sports Network or ESPN3	Series tied 10-10
Wed., Nov. 11	*Northern Illinois	8:00 pm ET	ESPN2 or ESPN3	NIU leads 8-1
Sat., Nov. 21	*at Akron	TBA	TBA	Akron leads 9-5
Fri., Nov. 28	*UMass	TBA	TBA	Buffalo leads 7-5

*Mid-American Conference game



2015 Central Michigan Chippewas (0-1)

Date	Opponent	Time	Television	Series/Results
Thur., Sept. 3	Oklahoma State	7:00 pm ET	ESPN3	L, 13-24
Sat., Sept. 12	Monmouth	3:00 pm ET	ESPN3	First Meeting
Sat., Sept. 19	at Syracuse	12:30 pm ET	ACC RSN	Syracuse leads 2-0
Sat., Sept. 26	at Michigan State	TBA	TBA	Michigan State 6-3
Sat., Oct. 3	*Northern Illinois	3:00 pm ET	TBA	CMU leads 26-23-1
Sat., Oct. 10	*at Western Michigan	TBA	TBA	WMU leads 46-38-2
Sat., Oct. 17	*Buffalo	TBA	TBA	CMU leads 6-1
Sat., Oct. 24	*at Ball State	TBA	TBA	Ball State leads 24-22-1
Sat., Oct. 31	*at Akron	TBA	TBA	CMU leads 15-9-1
Tue., Nov. 10	*Toledo	8:00 pm ET	ESPN2 or ESPN3	Toledo leads 22-18-3
Wed., Nov. 18	*at Kent State	8:00 pm ET	ESPN2 or ESPN3	CMU leads 22-10
Fri., Nov. 27	*Eastern Michigan	TBA	TBA	CMU leads 58-28-6

*Mid-American Conference game



2015 Eastern Michigan Eagles (0-1)

Date	Opponent	Time	Television	Series/Results
Sat., Sept. 5	Old Dominion	3:00 pm ET	ESPN3	L, 34-38
Sat., Sept. 12	at Wyoming	4:00 pm ET	Root Sports	First Meeting
Sat., Sept. 19	*Ball State	3:00 pm ET	ESPN3	Ball State leads 33-21-2
Sat., Sept. 26	Army	TBA	TBA	Army leads 5-1
Sat., Oct. 3	at LSU	TBA	TBA	First Meeting
Sat., Oct. 10	*Akron	3:00 pm ET	TBA	Akron leads 18-12
Sat., Oct. 17	*at Toledo	TBA	TBA	Toledo leads 31-11
Sat., Oct. 24	*at Northern Illinois	3:30 pm ET	TBA	NIU leads 29-14-2
Thur., Oct. 29	*Western Michigan	7:30 pm ET	CBS Sports Network or ESPN3	WMU leads 30-18-2
Sat., Nov. 7	*at Miami	TBA	TBA	Miami leads 17-4
Sat., Nov. 14	*UMass	TBA	TBA	UMass leads 1-0
Fri., Nov. 27	*at Central Michigan	TBA	TBA	CMU leads 58-28-6

*Mid-American Conference game

2015 Kent State Golden Flashes (0-1)



Date	Opponent	Time	Television	Series/Results
Fri., Sept. 4	at Illinois	9:00 pm ET	Big Ten Network	L, 3-52
Sat., Sept. 12	Delaware State	6:00 pm ET	ESPN3	Kent State leads 2-0
Sat., Sept. 19	at Minnesota	Noon ET	Big Ten Network	Minnesota leads 1-0
Sat., Sept. 26	Marshall	TBA	TBA	Kent State leads 18-17
Sat., Oct. 3	*Miami	3:30 pm ET	TBA	Miami leads 47-15
Sat., Oct. 10	*at Toledo	3:00 pm ET	TBA	Toledo leads 24-21
Sat., Oct. 17	*at UMass	3:30 pm ET	TBA	UMass leads 1-0
Sat., Oct. 24	*Bowling Green	TBA	TBA	BGSU leads 57-19-6
Thur., Nov. 5	*Buffalo	7:30 pm ET	CBS Sports Network or ESPN3	Series tied 10-10
Tue., Nov. 10	*at Ohio	8:00 pm ET	ESPN2 or ESPNU	Ohio leads 40-25-1
Wed., Nov. 18	*Central Michigan	8:00 pm ET	ESPN2 or ESPNU	CMU leads 22-10
Fri., Nov. 27	*at Akron	TBA	TBA	Akron leads 31-24-2

*Mid-American Conference game

2015 Massachusetts Minutemen



Date	Opponent	Time	Television	Series/Results
Sat., Sept. 12	at Colorado	2:00 pm ET	PAC 12 Network	Colorado leads 1-0
Sat., Sept. 19	Temple	3:00 pm ET	ESPN3	First Meeting
Sat., Sept. 26	at Notre Dame	3:30 pm ET	NBC	First Meeting
Sat., Oct. 3	Florida International	TBA	TBA	First Meeting
Sat., Oct. 10	*at Bowling Green	TBA	TBA	BGSU leads 3-0
Sat., Oct. 17	*Kent State	3:30 pm ET	TBA	UMass leads 1-0
Sat., Oct. 24	*Toledo	TBA	TBA	Toledo leads 3-1
Sat., Oct. 31	*at Ball State	TBA	TBA	UMass leads 2-1
Sat., Nov. 7	*Akron	TBA	TBA	Akron leads 2-1
Sat., Nov. 14	*at Eastern Michigan	TBA	TBA	UMass leads 1-1
Sat., Nov. 21	*Miami	TBA	TBA	Miami leads 2-0
Fri., Nov. 27	*at Buffalo	TBA	TBA	Buffalo leads 7-5

*Mid-American Conference game

2015 Miami RedHawks (1-0)



Date	Opponent	Time	Television	Series/Results
Sat., Sept. 5	Presbyterian	3:30 pm ET	ESPN3	W, 26-7
Sat., Sept. 12	at Wisconsin	Noon ET	ESPN2 or ESPNU	First Meeting
Sat., Sept. 19	Cincinnati	3:30 pm ET	ESPN3	Miami leads 59-53-7
Sat., Sept. 26	at Western Kentucky	3:30 pm ET	CBS Sports Network	First Meeting
Sat., Oct. 3	*at Kent State	3:30 pm ET	TBA	Miami leads 47-15
Sat., Oct. 10	*at Ohio	2:00 pm ET	TBA	Miami leads 52-37-2
Sat., Oct. 17	*Northern Illinois	2:30 pm ET	TBA	NIU leads 8-7
Sat., Oct. 24	*at Western Michigan	2:00 pm ET	TBA	Miami leads 37-20-1
Thur., Oct. 29	*Buffalo	7:30 pm ET	CBS Sports Network or ESPN3	Miami leads 12-5
Sat., Nov. 7	*Eastern Michigan	TBA	TBA	Miami leads 17-4
Sat., Nov. 14	*Akron	TBA	TBA	Miami leads 16-7-1
Sat., Nov. 21	*at UMass	TBA	TBA	Miami leads 2-1

*Mid-American Conference game

2015 Northern Illinois Huskies (1-0)



Date	Opponent	Time	Television	Series/Results
Sat., Sept. 5	UNLV	7:30 pm ET/6:30 pm CT	CBS Sports Network	W, 38-30
Sat., Sept. 12	Murray State	3:30 pm ET/2:30 pm CT	ESPN3	NIU leads 1-0
Sat., Sept. 19	at Ohio State	3:30 pm ET/2:30 pm CT	ABC/ESPN2	Ohio State leads 1-0
Sat., Sept. 26	at Boston College	TBA	TBA	BC leads 1-0
Sat., Oct. 3	*at Central Michigan	3:00 pm ET/2:00 pm CT	TBA	CMU leads 26-23-1
Sat., Oct. 10	*Ball State	TBA	TBA	Series tied 20-20-2
Sat., Oct. 17	*at Miami	2:30 pm ET/1:30 pm CT	TBA	Series tied 8-8
Sat., Oct. 24	*Eastern Michigan	3:30 pm ET/2:30 pm CT	TBA	NIU leads 29-14-2
Tue., Nov. 3	*at Toledo	8:00 pm ET/7:00 pm CT	ESPN2	Toledo leads 29-13
Wed., Nov. 11	*at Buffalo	8:00 pm ET/7:00 pm CT	ESPN2 or ESPNU	NIU leads 7-1
Wed., Nov. 18	*Western Michigan	8:00 pm ET/7:00 pm CT	ESPN2 or ESPNU	WMU leads 23-17
Tue., Nov. 24	*Ohio	7:30 pm ET/6:30 pm CT	ESPNU or ESPN3	NIU leads 11-9

*Mid-American Conference game

2015 Ohio Bobcats (1-0)



Date	Opponent	Time	Television	Series/Results
Thur., Sept. 3	at Idaho	9:00 pm ET	ESPN3	W, 45-28
Sat., Sept. 12	Marshall	7:00 pm ET	ESPN3	Ohio leads 32-20-6
Sat., Sept. 19	Southern Louisiana	2:00 pm ET	ESPN3	First Meeting
Sat., Sept. 26	at Minnesota	TBA	TBA	Minnesota leads 8-1-1
Sat., Oct. 3	*at Akron	2:00 pm ET	TBA	Ohio leads 18-12-1
Sat., Oct. 10	*Miami	2:00 pm ET	TBA	Miami leads 52-37-2
Sat., Oct. 17	*Western Michigan	TBA	TBA	WMU leads 31-28-1
Sat., Oct. 24	*at Buffalo	TBA	TBA	Ohio leads 13-8
Wed., Nov. 4	*at Bowling Green	8:00 pm ET	ESPN2	BGSU leads 39-25-2
Tue., Nov. 10	*Kent State	8:00 pm ET	ESPN2 or ESPNU	Ohio leads 40-25-2
Tue., Nov. 17	*Ball State	TBA	ESPN2 or ESPNU	Ball State leads 15-8
Tue., Nov. 24	*at Northern Illinois	7:30 pm ET	ESPNU or ESPN3	NIU leads 11-9

*Mid-American Conference game

2015 Toledo Rockets (0-0)



Date	Opponent	Time	Television	Series/Results
Thur., Sept. 3	Stony Brook	7:00 pm ET	ESPN3	game suspended
Sat., Sept. 12	at Arkansas	4:00 pm ET	SEC Network	First Meeting
Sat., Sept. 19	Iowa State	8:00 pm ET	ESPNNews	Iowa State leads 2-1
Sat., Sept. 26	Arkansas State	TBA	TBA	Toledo leads 3-0
Sat., Oct. 3	*at Ball State	3:00 pm ET	TBA	Toledo leads 20-19-1
Sat., Oct. 10	*Kent State	3:00 pm ET	TBA	Toledo leads 24-21
Sat., Oct. 17	*Eastern Michigan	TBA	TBA	Toledo leads 31-11
Sat., Oct. 24	*at UMass	TBA	TBA	Toledo leads 4-1
Tue., Nov. 3	*Northern Illinois	8:00 pm ET	ESPN2	Toledo leads 29-13
Tue., Nov. 10	*at Central Michigan	8:00 pm ET	ESPN2 or ESPNU	Toledo leads 22-18-3
Tue., Nov. 17	*at Bowling Green	TBA	ESPN2 or ESPNU	BGSU leads 39-26-4
Fri., Nov. 27	*Western Michigan	TBA	TBA	Toledo leads 40-28

*Mid-American Conference game



2015 Western Michigan Broncos (0-1)

Date	Opponent	Time	Television	Series/Results
Fri., Sept. 4	Michigan State	7:00 pm ET	ESPNU	L, 24-37
Sat., Sept. 12	at Georgia Southern	6:00 pm ET	ESPN3	First Meeting
Sat., Sept. 19	Murray State	7:00 pm ET	ESPN3	WMU leads 1-0
Sat., Sept. 26	at Ohio State	TBA	TBA	First Meeting
Sat., Oct. 10	*Central Michigan	TBA	TBA	WMU leads 46-37-2
Sat., Oct. 17	*at Ohio	TBA	TBA	WMU leads 31-28-1
Sat., Oct. 24	*Miami	2:00 pm ET	TBA	Miami leads 37-20-1
Thur., Oct. 29	*at Eastern Michigan	7:30 pm ET	CBS Sports Network or ESPN3	WMU leads 30-17-2
Thur., Nov. 5	*Ball State	7:30 pm ET	CBS Sports Network or ESPN3	WMU leads 21-19
Wed., Nov. 11	*Bowling Green	8:00 pm ET	ESPN2 or ESPNU	BGSU leads 31-18-3
Wed., Nov. 18	*at Northern Illinois	8:00 pm ET	ESPN2 or ESPNU	WMU leads 23-17
Fri., Nov. 27	*at Toledo	TBA	TBA	Toledo leads 42-28
	*Mid-American Conference game			

MAC Students on Preseason Watch Lists

WALTER CAMP AWARD (Best College Football Player)
RB Jarvion Franklin, Western Michigan

MAXWELL AWARD (Outstanding College Football Player)
RB Jarvion Franklin, Western Michigan
RB Kareem Hunt, Toledo

CHUCK BEDNARIK AWARD (Defensive Player of the Year): LB
Jovan Santos-Knox (UMass)

BILETNIKOFF AWARD (Top Wide Receiver)

WR Ryan Burbrink, Bowling Green
WR Roger Lewis, Bowling Green
WR Ron Willoughby, Buffalo
WR Corey Jones, Toledo
WR Alonzo Russell, Toledo
WR Tajae Sharpe, UMass
WR Daniel Braverman, Western Michigan
WR Corey Davis, Western Michigan

BRONKO NAGURSKI AWARD (Defensive Player of the Year)
DL Pat O'Connor, Eastern Michigan
LB Jovan Santos-Knox, UMass
DB Ronald Zamort, Western Michigan

PAUL HORNUNG AWARD (Most Versatile Player)

WR Corey Jones, Toledo
WR Ronnie Moore, Bowling Green
WR Daz Mond Patterson, Ohio

MANNING AWARD (Best Quarterback)

QB Blake Frohnapfel, UMass
QB Joe Licata, Buffalo
QB Zach Terrell, Western Michigan

DAVEY O'BRIEN AWARD (Top Quarterback)

QB Blake Frohnapfel, UMass
QB Zach Terrell, Western Michigan

OUTLAND AWARD (Top Interior Lineman)

OG Jimmy Kristof, Western Michigan
C Andrew Ness, Northern Illinois
DT Joe Ostman, Central Michigan
C Matt Sparks, UMass

RIMINGTON TROPHY (Most Outstanding Center)

C Jacob Richard, Ball State
C Tim McAuliffe, Bowling Green
C Nick Beamish, Central Michigan
C Jake Hurcombe, Eastern Michigan
C Matt Sparks, UMass
C Andrew Ness, Northern Illinois
C Lucas Powell, Ohio

ROTARY LOMBARDI TROPHY (Down Linemen)

LB Jatavis Brown, Akron
DL Cody Grice, Akron
C Alex Huettel, Bowling Green
DE Joe Ostman, Central Michigan
OL Ramadan Ahmeti, Central Michigan
DL Blake Serpa, Central Michigan
DL Pat O'Connor, Eastern Michigan
LB Great Ibe, Eastern Michigan
LB Jovan Santos-Knox, UMass
DE Perez Ford, Northern Illinois
C Andrew Ness, Northern Illinois
LB Boomer Mays, Northern Illinois
OL Storm Norton, Toledo
DE Trent Voss, Toledo
OL James Kristof, Western Michigan
OL Willie Beavers, Western Michigan

LOU GROZA AWARD (Best College Place Kicker)

K Andrew Haldeman, Western Michigan
K Robert Stein, Akron
K Tyler Tate, Bowling Green

RAY GUY AWARD (Best College Punter)

P Tyler Grassman, Buffalo
P Anthony Melchiori, Kent State
P J. Schroeder, Western Michigan

JIM THORPE AWARD (Best Defensive Back)

Tony Annese, Central Michigan
Nate Holley, Kent State
Randall Jette, UMass
Paris Logan, Northern Illinois

DOAK WALKER AWARD (Top Running Back)

RB Jarvion Franklin, Western Michigan
RB Kareem Hunt, Toledo
RB Anthonie Taylor, Buffalo
RB Travis Greene, Bowling Green
RB Darius Jackson, Eastern Michigan

WUERFFEL TROPHY (Best Community Service)

OL Christian Piazza, Bowling Green
DB Jordan Italiano, Kent State
QB Blake Frohnapfel, UMass
QB Zach Terrell, Western Michigan

2015 Non-Conference Opponents**ACC (3)**

Boston College (NIU)
Pittsburgh (Akron)
Syracuse (Central Michigan)

American Athletic (3)

Cincinnati (Miami)
Memphis (Bowling Green)
Temple (UMass)

Big Ten (12 games: 0-2)

Illinois (Kent State): L, 3-52
Maryland (Bowling Green)
Michigan State (Western Michigan; Central Michigan): L, 24-37
Minnesota (Kent State; Ohio)
Northwestern (Ball State)
Ohio State (NIU; Western Michigan)
Penn State (Buffalo)
Purdue (Bowling Green)
Wisconsin (Miami)

Big 12 (3 games: 0-2)

Iowa State (Toledo)
Oklahoma (Akron): L, 3-41
Oklahoma State (Central Michigan): L, 13-24

Conference USA (6 games: 0-1)

Florida Atlantic (Buffalo)
Florida International (UMass)
Marshall (Kent State; Ohio)
Old Dominion (Eastern Michigan): L, 34-38
Western Kentucky (Miami)

Mountain West (3 games: 1-0)

Nevada (Buffalo)
UNLV (Northern Illinois): W, 38-30
Wyoming (Eastern Michigan)

PAC-12 (1)

Colorado (UMass)

SEC (4 games: 0-1)

Arkansas (Toledo)
LSU (Eastern Michigan)
Tennessee (Bowling Green): L, 30-59
Texas A&M (Ball State)

Sun Belt (5 games: 1-0)

Arkansas State (Toledo)
Georgia Southern (Western Michigan)
Georgia State (Ball State)
Idaho (Ohio): W, 45-28
Louisiana-Lafayette (Akron)

Independent (2)

Army (1) (Eastern Michigan)
Notre Dame (1) (UMass)

FCS Opponents (I-AA)

Big South (2 games: 1-0)
Monmouth (Central Michigan)
Presbyterian (Miami): W, 26-7

Colonial Athletic (2 games: 1-0)

Albany (Buffalo): W, 51-14
Stony Brook (Toledo) -- game suspended

MEAC (2)

Delaware State (Kent State)
Savannah State (Akron)

Ohio Valley (2)

Murray State (2) (NIU; Western Michigan)

Southern (1 game: 1-0)

Virginia Military Institute (Ball State): W, 48-36

Southland (1)

Southeastern Louisiana (Ohio)

2015 Mid-American Conference
Conference Standings Through games of Sep 08, 2015

East Division

Team	Conference	Pct.	PF	PA	Overall	Pct.	PF	PA	Home	Away	Neut	Streak
Buffalo	0-0	.000	0	0	1-0	1.000	51	14	1-0	0-0	0-0	Won 1
Ohio	0-0	.000	0	0	1-0	1.000	45	28	0-0	1-0	0-0	Won 1
Miami	0-0	.000	0	0	1-0	1.000	26	7	1-0	0-0	0-0	Won 1
Bowling Green	0-0	.000	0	0	0-1	.000	30	59	0-0	0-0	0-1	Lost 1
Kent State	0-0	.000	0	0	0-1	.000	3	52	0-0	0-1	0-0	Lost 1
Akron	0-0	.000	0	0	0-1	.000	3	41	0-0	0-1	0-0	Lost 1
UMass	0-0	.000	0	0	0-0	.000	0	0	0-0	0-0	0-0	-

West Division

Team	Conference	Pct.	PF	PA	Overall	Pct.	PF	PA	Home	Away	Neut	Streak
Ball State	0-0	.000	0	0	1-0	1.000	48	36	1-0	0-0	0-0	Won 1
Northern Illinois	0-0	.000	0	0	1-0	1.000	38	30	1-0	0-0	0-0	Won 1
Eastern Michigan	0-0	.000	0	0	0-1	.000	34	38	0-1	0-0	0-0	Lost 1
Western Michigan	0-0	.000	0	0	0-1	.000	24	37	0-1	0-0	0-0	Lost 1
Central Michigan	0-0	.000	0	0	0-1	.000	13	24	0-1	0-0	0-0	Lost 1
Toledo	0-0	.000	0	0	0-0	.000	0	0	0-0	0-0	0-0	-

2015 Mid-American Conference
Team Statistics Through games of Sep 08, 2015

SCORING OFFENSE	G	TD	FG	XPT	2XP	DXP	Saf	Pts	Avg/G
1. Buffalo	1	7	1	6	0	0	0	51	51.0
2. Ball State	1	6	2	6	0	0	0	48	48.0
3. Ohio	1	6	1	6	0	0	0	45	45.0
4. Northern Illinois	1	5	1	5	0	0	0	38	38.0
5. Eastern Michigan	1	4	2	4	0	0	0	34	34.0
6. Bowling Green	1	3	3	3	0	0	0	30	30.0
7. Miami	1	4	0	2	0	0	0	26	26.0
8. Western Michigan	1	3	1	3	0	0	0	24	24.0
9. Central Michigan	1	1	2	1	0	0	0	13	13.0
10. Akron	1	0	1	0	0	0	0	3	3.0
Kent State	1	0	1	0	0	0	0	3	3.0
12. UMass	0	0	0	0	0	0	0	0	0.0
Toledo	0	0	0	0	0	0	0	0	0.0

RUSHING OFFENSE	G	Att.	Yards	Avg/A	Long	TD	Avg/G
1. Eastern Michigan	1	47	252	5.4	36	2	252.0
2. Ball State	1	42	229	5.5	46	5	229.0
3. Buffalo	1	43	212	4.9	27	4	212.0
4. Ohio	1	38	205	5.4	28	2	205.0
Miami	1	40	205	5.1	28	2	205.0
6. Northern Illinois	1	42	185	4.4	29	3	185.0
7. Akron	1	44	138	3.1	24	0	138.0
8. Bowling Green	1	34	124	3.6	31	1	124.0
9. Central Michigan	1	28	78	2.8	22	1	78.0
10. Kent State	1	39	59	1.5	9	0	59.0
11. Western Michigan	1	23	18	0.8	12	0	18.0
12. UMass	0	0	0	0.0	0	0	0.0
Toledo	0	0	0	0.0	0	0	0.0

SCORING DEFENSE	G	TD	FG	XPT	2XP	DXP	Saf	Pts	Avg/G
1. Toledo	0	0	0	0	0	0	0	0	0.0
UMass	0	0	0	0	0	0	0	0	0.0
3. Miami	1	1	0	1	0	0	0	7	7.0
4. Buffalo	1	2	0	2	0	0	0	14	14.0
5. Central Michigan	1	3	1	3	0	0	0	24	24.0
6. Ohio	1	3	2	2	1	0	0	28	28.0
7. Northern Illinois	1	3	3	3	0	0	0	30	30.0
8. Ball State	1	5	1	3	0	0	0	36	36.0
9. Western Michigan	1	5	1	4	0	0	0	37	37.0
10. Eastern Michigan	1	5	1	5	0	0	0	38	38.0
11. Akron	1	5	2	5	0	0	0	41	41.0
12. Kent State	1	7	1	7	0	0	0	52	52.0
13. Bowling Green	1	8	1	8	0	0	0	59	59.0

RUSHING DEFENSE	G	Att.	Yards	Avg/A	Long	TD	Avg/G
1. UMass	0	0	0	0.0	0	0	0.0
Toledo	0	0	0	0.0	0	0	0.0
3. Ohio	1	28	100	3.6	17	2	100.0
Akron	1	33	100	3.0	15	2	100.0
5. Ball State	1	29	103	3.6	36	2	103.0
6. Kent State	1	36	134	3.7	17	2	134.0
7. Buffalo	1	35	141	4.0	20	1	141.0
8. Central Michigan	1	35	153	4.4	26	2	153.0
9. Miami	1	41	155	3.8	21	1	155.0
10. Northern Illinois	1	47	164	3.5	18	1	164.0
11. Western Michigan	1	40	196	4.9	24	3	196.0
12. Eastern Michigan	1	41	229	5.6	54	4	229.0
13. Bowling Green	1	64	399	6.2	56	6	399.0

TOTAL OFFENSE	G	Rush	Pass	Plays	Yards	Avg/P	TD	Avg/G
1. Ball State	1	229	338	95	567	6.0	6	567.0
2. Bowling Green	1	124	433	85	557	6.6	3	557.0
3. Northern Illinois	1	185	360	68	545	8.0	5	545.0
4. Ohio	1	205	284	63	489	7.8	5	489.0
5. Buffalo	1	212	255	72	467	6.5	6	467.0
6. Miami	1	205	261	63	466	7.4	4	466.0
7. Eastern Michigan	1	252	192	83	444	5.3	4	444.0
8. Western Michigan	1	18	365	73	383	5.2	2	383.0
9. Central Michigan	1	78	265	70	343	4.9	1	343.0
10. Kent State	1	59	186	79	245	3.1	0	245.0
11. Akron	1	138	88	70	226	3.2	0	226.0
12. Toledo	0	0	0	0	0	0.0	0	0.0
UMass	0	0	0	0	0	0.0	0	0.0

PASS OFFENSE	G	Comp-Att-Int	Pct.	Yds	Avg/A	TD	Avg/G
1. Bowling Green	1	29-51-0	56.9	433	8.5	2	433.0
2. Western Michigan	1	33-50-2	66.0	365	7.3	2	365.0
3. Northern Illinois	1	21-26-0	80.8	360	13.8	2	360.0
4. Ball State	1	34-53-1	64.2	338	6.4	1	338.0
5. Ohio	1	20-25-0	80.0	284	11.4	3	284.0
6. Central Michigan	1	29-42-1	69.0	265	6.3	0	265.0
7. Miami	1	17-23-0	73.9	261	11.3	2	261.0
8. Buffalo	1	22-29-0	75.9	255	8.8	2	255.0
9. Eastern Michigan	1	22-36-2	61.1	192	5.3	2	192.0
10. Kent State	1	19-40-3	47.5	186	4.7	0	186.0
11. Akron	1	6-26-0	23.1	88	3.4	0	88.0
12. UMass	0	0-0-0	0.0	0	0.0	0	0.0
Toledo	0	0-0-0	0.0	0	0.0	0	0.0

TOTAL DEFENSE	G	Rush	Pass	Plays	Yards	Avg/P	TD	Avg/G
1. Toledo	0	0	0	0	0	0.0	0	0.0
UMass	0	0	0	0	0	0.0	0	0.0
3. Buffalo	1	141	128	60	269	4.5	2	269.0
4. Miami	1	155	163	68	318	4.7	1	318.0
5. Kent State	1	134	208	65	342	5.3	7	342.0
6. Ohio	1	100	297	76	397	5.2	3	397.0
7. Eastern Michigan	1	229	184	73	413	5.7	5	413.0
8. Central Michigan	1	153	266	67	419	6.3	3	419.0
9. Western Michigan	1	196	256	71	452	6.4	5	452.0
10. Northern Illinois	1	164	329	87	493	5.7	3	493.0
11. Akron	1	100	439	75	539	7.2	5	539.0
12. Ball State	1	103	444	78	547	7.0	5	547.0
13. Bowling Green	1	399	205	87	604	6.9	8	604.0

PASS DEFENSE	G	Comp-Att-Int	Pct.	Yds	Avg/A	TD	Avg/G
1. UMass	0	0-0-0	0.0	0	0.0	0	0.0
Toledo	0	0-0-0	0.0	0	0.0	0	0.0
3. Buffalo	1	13-25-2	52.0	128	5.1	1	128.0
4. Miami	1	14-27-1	51.9	163	6.0	0	163.0
5. Eastern Michigan	1	18-32-0	56.2	184	5.8	1	184.0
6. Bowling Green	1	15-23-0	65.2	205	8.9	2	205.0
7. Kent State	1	14-29-1	48.3	208	7.2	5	208.0
8. Western Michigan	1	15-31-0	48.4	256	8.3	2	256.0
9. Central Michigan	1	22-32-0	68.8	266	8.3	1	266.0
10. Ohio	1	36-48-2	75.0	297	6.2	1	297.0
11. Northern Illinois	1	22-40-1	55.0	329	8.2	2	329.0
12. Akron	1	28-42-1	66.7	439	10.5	3	439.0
13. Ball State	1	35-49-0	71.4	444	9.1	3	444.0

2015 Mid-American Conference
Team Statistics Through games of Sep 08, 2015

PASS EFFICIENCY	G	Comp-Att-Int	Pct.	Yds	Avg/G	TD	Effic.
1. Northern Illinois	1	21-26-0	80.8	360	360.0	2	222.5
2. Ohio	1	20-25-0	80.0	284	284.0	3	215.0
3. Miami	1	17-23-0	73.9	261	261.0	2	197.9
4. Buffalo	1	22-29-0	75.9	255	255.0	2	172.5
5. Bowling Green	1	29-51-0	56.9	433	433.0	2	141.1
6. Western Michigan	1	33-50-2	66.0	365	365.0	2	132.5
7. Ball State	1	34-53-1	64.2	338	338.0	1	120.2
8. Central Michigan	1	29-42-1	69.0	265	265.0	0	117.3
9. Eastern Michigan	1	22-36-2	61.1	192	192.0	2	113.1
10. Kent State	1	19-40-3	47.5	186	186.0	0	71.6
11. Akron	1	6-26-0	23.1	88	88.0	0	51.5
12. Toledo	0	0-0-0	0.0	0	0.0	0	0.0
UMass	0	0-0-0	0.0	0	0.0	0	0.0

INTERCEPTIONS	G	No.	Yards	TD	Long	Avg.
1. Buffalo	1	2	11	0	11	5.5
2. Ohio	1	2	54	1	29	27.0
3. Northern Illinois	1	1	0	0	0	0.0
Akron	1	1	0	0	0	0.0
Miami	1	1	0	0	0	0.0
Kent State	1	1	0	0	0	0.0
Ball State	1	0	0	0	0	0.0
UMass	0	0	0	0	0	0.0
Toledo	0	0	0	0	0	0.0
Bowling Green	1	0	0	0	0	0.0
Western Michigan	1	0	0	0	0	0.0
Eastern Michigan	1	0	0	0	0	0.0
Central Michigan	1	0	0	0	0	0.0

PASS DEFENSE EFFIC.	G	Comp-Att-Int	Pct.	Yds	Avg/G	TD	Effic.
1. UMass	0	0-0-0	0.0	0	0.0	0	0.0
Toledo	0	0-0-0	0.0	0	0.0	0	0.0
3. Buffalo	1	13-25-2	52.0	128	128.0	1	92.2
4. Miami	1	14-27-1	51.9	163	163.0	0	95.2
5. Eastern Michigan	1	18-32-0	56.2	184	184.0	1	114.9
6. Ohio	1	36-48-2	75.0	297	297.0	1	125.5
7. Northern Illinois	1	22-40-1	55.0	329	329.0	2	135.6
8. Western Michigan	1	15-31-0	48.4	256	256.0	2	139.0
9. Central Michigan	1	22-32-0	68.8	266	266.0	1	148.9
10. Kent State	1	14-29-1	48.3	208	208.0	5	158.5
11. Ball State	1	35-49-0	71.4	444	444.0	3	167.7
12. Bowling Green	1	15-23-0	65.2	205	205.0	2	168.8
13. Akron	1	28-42-1	66.7	439	439.0	3	173.3

PUNTING	G	No.	Yards	Avg/P	Ret.	Avg/R	TB	Net/P
1. Akron	1	12	557	46.4	32	2.7	0	43.8
2. Ohio	1	2	81	40.5	-1	-0.5	0	41.0
3. Eastern Michigan	1	3	137	45.7	17	5.7	0	40.0
4. Central Michigan	1	7	277	39.6	0	0.0	0	39.6
5. Ball State	1	4	169	42.2	11	2.8	0	39.5
6. Northern Illinois	1	4	157	39.2	0	0.0	0	39.2
7. Buffalo	1	3	111	37.0	0	0.0	0	37.0
8. Miami	1	7	249	35.6	5	0.7	0	34.9
9. Western Michigan	1	4	156	39.0	0	0.0	1	34.0
10. Kent State	1	8	361	45.1	83	10.4	1	32.2
11. Bowling Green	1	6	292	48.7	102	17.0	0	31.7
12. Toledo	0	0	0	0.0	0	0.0	0	0.0
UMass	0	0	0	0.0	0	0.0	0	0.0

KICKOFF RETURNS	G	No.	Yards	TD	Long	Avg.
1. Western Michigan	1	5	209	1	100	41.8
2. Ball State	1	5	145	0	48	29.0
3. Eastern Michigan	1	6	144	0	31	24.0
4. Northern Illinois	1	5	118	0	37	23.6
5. Buffalo	1	2	43	0	25	21.5
6. Kent State	1	5	104	0	43	20.8
7. Central Michigan	1	3	62	0	21	20.7
8. Ohio	1	1	17	0	17	17.0
9. Akron	1	2	28	0	15	14.0
10. Bowling Green	1	4	52	0	23	13.0
11. Miami	1	1	12	0	12	12.0
12. Toledo	0	0	0	0	0	0.0
UMass	0	0	0	0	0	0.0

KICKOFF COVERAGE	G	No.	Yards	Avg.	Ret.	TB	NetAvg
1. Buffalo	1	9	575	63.9	99	4	44.0
2. Central Michigan	1	4	253	63.2	42	2	42.8
3. Ball State	1	9	565	62.8	141	2	42.7
4. Western Michigan	1	5	325	65.0	35	4	42.0
5. Eastern Michigan	1	7	445	63.6	73	4	41.7
6. Northern Illinois	1	7	404	57.7	93	1	41.6
7. Kent State	1	2	128	64.0	25	1	41.5
8. Miami	1	5	311	62.2	105	0	41.2
9. Ohio	1	8	486	60.8	157	0	41.1
10. Bowling Green	1	7	425	60.7	86	4	37.0
11. Akron	1	2	107	53.5	43	0	32.0
12. Toledo	0	0	0	0.0	0	0	0.0
UMass	0	0	0	0.0	0	0	0.0

PUNT RETURN AVG	G	No.	Yards	TD	Long	Avg.
1. Buffalo	1	3	109	1	86	36.3
2. Western Michigan	1	1	16	0	16	16.0
3. Miami	1	3	39	0	39	13.0
Northern Illinois	1	1	13	0	13	13.0
5. Bowling Green	1	2	23	0	20	11.5
6. Ball State	1	3	28	0	10	9.3
7. Kent State	1	4	18	0	11	4.5
8. UMass	0	0	0	0	0	0.0
Toledo	0	0	0	0	0	0.0
Akron	1	1	0	0	0	0.0
Ohio	1	1	0	0	0	0.0
Eastern Michigan	1	0	0	0	0	0.0
Central Michigan	1	0	0	0	0	0.0

FIELD GOALS	G	Made	Att	Pct.
1. Central Michigan	1	2	2	1.000
Eastern Michigan	1	2	2	1.000
Ball State	1	2	2	1.000
Buffalo	1	1	1	1.000
Northern Illinois	1	1	1	1.000
6. Bowling Green	1	3	4	.750
7. Ohio	1	1	2	.500
Akron	1	1	2	.500
Western Michigan	1	1	2	.500
Kent State	1	1	2	.500
11. Toledo	0	0	0	.000
Miami	1	0	0	.000
UMass	0	0	0	.000

2015 Mid-American Conference
Team Statistics Through games of Sep 08, 2015

PAT KICKING				
	G	Made	Att	Pct.
1. Ohio	1	6	6	1.000
Ball State	1	6	6	1.000
Northern Illinois	1	5	5	1.000
Eastern Michigan	1	4	4	1.000
Bowling Green	1	3	3	1.000
Western Michigan	1	3	3	1.000
Central Michigan	1	1	1	1.000
8. Buffalo	1	6	7	.857
9. Miami	1	2	3	.667
10. Toledo	0	0	0	.000
UMass	0	0	0	.000
Kent State	1	0	0	.000
Akron	1	0	0	.000

OPPONENT 1ST DOWNS						
	G	Rush	Pass	Pen	Total	Avg/G
1. UMass	0	0	0	0	0	0.0
Toledo	0	0	0	0	0	0.0
3. Buffalo	1	5	7	1	13	13.0
4. Miami	1	7	5	5	17	17.0
5. Kent State	1	7	9	3	19	19.0
Central Michigan	1	6	13	0	19	19.0
7. Ball State	1	3	18	1	22	22.0
8. Ohio	1	4	18	3	25	25.0
Eastern Michigan	1	11	10	4	25	25.0
10. Western Michigan	1	11	13	2	26	26.0
Akron	1	5	18	3	26	26.0
12. Northern Illinois	1	10	15	3	28	28.0
13. Bowling Green	1	17	10	2	29	29.0

SACKS BY				
	G	No.	Yards	Avg/G
1. Northern Illinois	1	4	17	4.00
2. Ohio	1	3	20	3.00
3. Eastern Michigan	1	2	8	2.00
Buffalo	1	2	15	2.00
Central Michigan	1	2	5	2.00
6. Ball State	1	1	6	1.00
Kent State	1	1	11	1.00
Bowling Green	1	1	6	1.00
Miami	1	1	8	1.00
Akron	1	1	2	1.00
11. Toledo	0	0	0	0.00
UMass	0	0	0	0.00
Western Michigan	1	0	0	0.00

3RD-DOWN CONVERSIONS				
	G	Conv.	Att.	Pct.
1. Ball State	1	10	17	58.8
2. Eastern Michigan	1	8	15	53.3
3. Ohio	1	5	10	50.0
4. Northern Illinois	1	6	13	46.2
5. Central Michigan	1	8	18	44.4
Western Michigan	1	8	18	44.4
7. Buffalo	1	5	13	38.5
Miami	1	5	13	38.5
9. Bowling Green	1	4	18	22.2
10. Akron	1	4	19	21.1
11. Kent State	1	3	18	16.7
12. UMass	0	0	0	0.0
Toledo	0	0	0	0.0

SACKS AGAINST				
	G	No.	Yards	Avg/G
1. Toledo	0	0	0	0.00
Miami	1	0	0	0.00
Ball State	1	0	0	0.00
Buffalo	1	0	0	0.00
UMass	0	0	0	0.00
6. Kent State	1	1	5	1.00
7. Ohio	1	2	4	2.00
Akron	1	2	7	2.00
Eastern Michigan	1	2	13	2.00
10. Bowling Green	1	3	27	3.00
Northern Illinois	1	3	14	3.00
12. Central Michigan	1	4	20	4.00
13. Western Michigan	1	7	39	7.00

OPP 3RD-DN CONVERT				
	G	Conv.	Att.	Pct.
1. Toledo	0	0	0	0.0
UMass	0	0	0	0.0
3. Kent State	1	3	13	23.1
4. Miami	1	4	16	25.0
5. Ohio	1	4	14	28.6
6. Akron	1	4	13	30.8
7. Ball State	1	8	19	42.1
8. Central Michigan	1	6	14	42.9
9. Northern Illinois	1	8	18	44.4
10. Eastern Michigan	1	7	14	50.0
Buffalo	1	7	14	50.0
12. Bowling Green	1	9	16	56.2
13. Western Michigan	1	10	15	66.7

FIRST DOWNS						
	G	Rush	Pass	Pen	Total	Avg/G
1. Ball State	1	11	21	1	33	33.0
2. Eastern Michigan	1	13	11	3	27	27.0
3. Bowling Green	1	7	16	1	24	24.0
Northern Illinois	1	11	13	0	24	24.0
Buffalo	1	10	11	3	24	24.0
6. Ohio	1	11	10	2	23	23.0
7. Western Michigan	1	2	18	2	22	22.0
8. Central Michigan	1	5	12	1	18	18.0
Miami	1	9	7	2	18	18.0
10. Kent State	1	6	8	1	15	15.0
11. Akron	1	4	5	1	10	10.0
12. UMass	0	0	0	0	0	0.0
Toledo	0	0	0	0	0	0.0

4TH-DOWN CONVERSIONS				
	G	Conv.	Att.	Pct.
1. Western Michigan	1	2	2	100.0
Bowling Green	1	3	3	100.0
Buffalo	1	3	3	100.0
Ball State	1	1	1	100.0
5. Eastern Michigan	1	1	2	50.0
6. Kent State	1	2	5	40.0
7. Miami	1	0	0	0.0
Central Michigan	1	0	0	0.0
Northern Illinois	1	0	2	0.0
UMass	0	0	0	0.0
Toledo	0	0	0	0.0
Akron	1	0	0	0.0
Ohio	1	0	0	0.0

2015 Mid-American Conference
Team Statistics Through games of Sep 08, 2015

OPP 4TH-DN CONVERT	G	Conv.	Att.	Pct.
1. Bowling Green	1	0	0	0.0
Central Michigan	1	0	0	0.0
Buffalo	1	0	0	0.0
Toledo	0	0	0	0.0
Eastern Michigan	1	0	0	0.0
UMass	0	0	0	0.0
Western Michigan	1	0	0	0.0
8. Northern Illinois	1	1	2	50.0
Miami	1	1	2	50.0
10. Ball State	1	3	4	75.0
11. Ohio	1	4	5	80.0
12. Akron	1	1	1	100.0
Kent State	1	2	2	100.0

PENALTIES	G	No.	Yards	Avg/G
1. UMass	0	0	0	0.0
Toledo	0	0	0	0.0
3. Central Michigan	1	6	30	30.0
4. Ball State	1	6	55	55.0
Northern Illinois	1	7	55	55.0
6. Buffalo	1	7	56	56.0
7. Akron	1	9	62	62.0
8. Western Michigan	1	8	77	77.0
9. Eastern Michigan	1	7	78	78.0
10. Kent State	1	11	82	82.0
11. Ohio	1	10	92	92.0
12. Bowling Green	1	12	128	128.0
13. Miami	1	13	162	162.0

OPPONENT PENALTIES	G	No.	Yards	Avg/G
1. Miami	1	12	97	97.0
2. Akron	1	9	90	90.0
3. Kent State	1	8	80	80.0
4. Eastern Michigan	1	6	75	75.0
5. Buffalo	1	5	56	56.0
6. Ball State	1	8	47	47.0
7. Bowling Green	1	4	40	40.0
8. Central Michigan	1	4	35	35.0
9. Ohio	1	3	31	31.0
10. Northern Illinois	1	3	30	30.0
11. Western Michigan	1	3	25	25.0
12. Toledo	0	0	0	0.0
UMass	0	0	0	0.0

TIME OF POSSESSION	G	Total possession	Average/game
1. Central Michigan	1	33:32	33:32
2. Akron	1	32:48	32:48
3. Ball State	1	32:27	32:27
4. Eastern Michigan	1	32:17	32:17
5. Western Michigan	1	31:41	31:41
6. Kent State	1	31:21	31:21
7. Buffalo	1	31:16	31:16
8. Ohio	1	29:23	29:23
9. Bowling Green	1	26:09	26:09
10. Miami	1	25:58	25:58
11. Northern Illinois	1	24:26	24:26
12. Toledo	0	0:00	0:00
UMass	0	0:00	0:00

TURNOVER MARGIN	Gained			Lost			Margin	Per/G	
	Fum	Int	Tot	Fum	Int	Tot			
1. Buffalo	1	1	2	3	0	0	0	+3	3.00
2. Ohio	1	1	2	3	1	0	1	+2	2.00
3. Northern Illinois	1	0	1	1	0	0	0	+1	1.00
Akron	1	1	1	2	1	0	1	+1	1.00
Ball State	1	2	0	2	0	1	1	+1	1.00
6. Miami	1	1	1	2	2	0	2	+0	0.00
Toledo	0	0	0	0	0	0	0	+0	0.00
UMass	0	0	0	0	0	0	0	+0	0.00
9. Bowling Green	1	0	0	0	1	0	1	-1	-1.00
Central Michigan	1	0	0	0	0	1	1	-1	-1.00
Western Michigan	1	1	0	1	0	2	2	-1	-1.00
12. Eastern Michigan	1	0	0	0	1	2	3	-3	-3.00
Kent State	1	0	1	1	1	3	4	-3	-3.00

RED ZONE OFFENSE	G	Scores	Pct.	TDs	(R-P)	FGs	TurnO
1. Ball State	1	6-6	100.0	4	4-0	2-2	0
Buffalo	1	6-6	100.0	5	3-2	1-1	0
Eastern Michigan	1	4-4	100.0	3	1-2	1-1	0
Northern Illinois	1	4-4	100.0	4	2-2	0-0	0
Central Michigan	1	3-3	100.0	1	1-0	2-2	0
6. Ohio	1	6-7	85.7	5	2-3	1-2	0
7. Miami	1	3-4	75.0	3	2-1	0-0	1
8. Bowling Green	1	4-6	66.7	2	1-1	2-3	1
Western Michigan	1	2-3	66.7	1	0-1	1-1	1
10. Akron	1	1-2	50.0	0	0-0	1-2	0
11. Kent State	1	0-1	0.0	0	0-0	0-1	0
UMass	0	0-0	0.0	0	0-0	0-0	0
Toledo	0	0-0	0.0	0	0-0	0-0	0

RED ZONE DEFENSE	G	Scores	Pct.	TDs	(R-P)	FGs	TurnO
1. Toledo	0	0-0	0.0	0	0-0	0-0	0
UMass	0	0-0	0.0	0	0-0	0-0	0
3. Miami	1	1-3	33.3	1	1-0	0-1	1
4. Central Michigan	1	3-4	75.0	2	1-1	1-2	0
5. Ball State	1	4-5	80.0	3	1-2	1-1	0
Akron	1	4-5	80.0	3	2-1	1-1	1
7. Bowling Green	1	8-9	88.9	7	5-2	1-2	0
8. Buffalo	1	2-2	100.0	2	1-1	0-0	0
Kent State	1	3-3	100.0	3	2-1	0-0	0
Northern Illinois	1	3-3	100.0	1	1-0	2-2	0
Ohio	1	4-4	100.0	3	2-1	1-1	0
Eastern Michigan	1	4-4	100.0	3	2-1	1-1	0
Western Michigan	1	4-4	100.0	3	2-1	1-1	0

ON-SIDE KICKS BY	G	Recovered	Attempts	Success%
1. Toledo	0	0	0	0.0
UMass	0	0	0	0.0
Miami	1	0	0	0.0
Central Michigan	1	0	0	0.0
Ball State	1	0	0	0.0
Akron	1	0	0	0.0
Bowling Green	1	0	0	0.0
Buffalo	1	0	0	0.0
Kent State	1	0	0	0.0
Northern Illinois	1	0	0	0.0
Ohio	1	0	0	0.0
Eastern Michigan	1	0	0	0.0
Western Michigan	1	0	0	0.0

2015 Mid-American Conference
Team Statistics Through games of Sep 08, 2015

<u>ON-SIDE KICKS AGAINST</u>	<u>G</u>	<u>Recovered</u>	<u>Attempts</u>	<u>Success%</u>
1. Ball State	1	0	2	0.0
UMass	0	0	0	0.0
Miami	1	0	0	0.0
Central Michigan	1	0	0	0.0
Akron	1	0	0	0.0
Bowling Green	1	0	0	0.0
Buffalo	1	0	0	0.0
Kent State	1	0	0	0.0
Northern Illinois	1	0	0	0.0
Western Michigan	1	0	0	0.0
Eastern Michigan	1	0	0	0.0
Toledo	0	0	0	0.0
13. Ohio	1	1	1	100.0

2015 Mid-American Conference
Individual Statistics Through games of Sep 08, 2015

RUSHING										
	Cl	G	Att.	Yds	Avg.	TD	Lg	Avg/G		
1. BOUAGNON, Joel-NIU	Jr	1	21	152	7.2	3	29	152.0		
2. JACKSON, Darius-EMU	Sr	1	19	117	6.2	2	36	117.0		
3. TAYLOR, Anthone-UB	Sr	1	17	104	6.1	2	21	104.0		
4. SMITH, Alonzo-MIAMI	Fr	1	12	86	7.2	2	28	86.0		
5. PATTERSON, D.-OHIO	Sr	1	13	84	6.5	1	15	84.0		
6. WILLIAMSON, Ted-BSU	Jr	1	16	74	4.6	0	12	74.0		
7. GREEN, Darian-BSU	So	1	9	73	8.1	3	46	73.0		
8. JOHNSON, Jordan-UB	Jr	1	11	69	6.3	1	27	69.0		
9. COPPET, Fred-BGSU	Jr	1	12	63	5.2	0	31	63.0		
10. GILBERT, James-BSU	Fr	1	12	61	5.1	2	15	61.0		

TOTAL OFFENSE										
	Cl	G	Rush	Pass	Plays	Total	Yds/G			
1. JOHNSON, Matt-BGSU	Sr	1	22	424	59	446	446.0			
2. HARE, Drew-NIU	Jr	1	14	360	36	374	374.0			
3. MILAS, Jack-BSU	So	1	23	338	56	361	361.0			
4. TERRELL, Zach-WMU	Jr	1	-35	365	59	330	330.0			
5. KUMMER, Drew-MIAMI	Sr	1	35	255	25	290	290.0			
6. RUSH, Cooper-CMU	Jr	1	51	225	49	276	276.0			
7. LICATA, Joe-UB	Sr	1	9	246	28	255	255.0			
8. VICK, Derrius-OHIO	Sr	1	34	192	25	226	226.0			
9. BELL, Reginald-EMU	So	1	58	121	29	179	179.0			
10. REARDON, Colin-KENT	Jr	1	9	156	38	165	165.0			

PASSING AVG/GAME										
	Cl	G	Comp-Att-Int	Yds	TD	Avg/G				
1. JOHNSON, Matt-BGSU	Sr	1	27-49-0	424	2	424.0				
2. TERRELL, Zach-WMU	Jr	1	33-50-2	365	2	365.0				
3. HARE, Drew-NIU	Jr	1	21-26-0	360	2	360.0				
4. MILAS, Jack-BSU	So	1	34-52-1	338	1	338.0				
5. KUMMER, Drew-MIAMI	Sr	1	14-19-0	255	2	255.0				
6. LICATA, Joe-UB	Sr	1	20-26-0	246	2	246.0				
7. RUSH, Cooper-CMU	Jr	1	28-41-1	225	0	225.0				
8. VICK, Derrius-OHIO	Sr	1	13-16-0	192	2	192.0				
9. REARDON, Colin-KENT	Jr	1	15-34-3	156	0	156.0				
10. BELL, Reginald-EMU	So	1	12-18-1	121	2	121.0				

SCORING										
	Cl	G	TD	FG	XPT	2XP	Pts	Pts/G		
1. GREEN, Darian-BSU	So	1	4	0	0	0	24	24.0		
2. BOUAGNON, Joel-NIU	Jr	1	3	0	0	0	18	18.0		
3. TATE, Tyler-BGSU	Sr	1	0	3	3	0	12	12.0		
GILBERT, James-BSU	Fr	1	2	0	0	0	12	12.0		
TAYLOR, Anthone-UB	Sr	1	2	0	0	0	12	12.0		
HAGEE, Morgan-BSU	Fr	1	0	2	6	0	12	12.0		
CREEL, Dustin-EMU	Sr	1	2	0	0	0	12	12.0		
SMITH, Alonzo-MIAMI	Fr	1	2	0	0	0	12	12.0		
JACKSON, Darius-EMU	Sr	1	2	0	0	0	12	12.0		
MARTINEZ, Jacob-UB	So	1	2	0	0	0	12	12.0		

PASS EFFICIENCY										
	Cl	G	Comp-Att-Int	Yds	TD	Eff.				
1. VICK, Derrius-OHIO	Sr	1	13-16-0	192	2	223.3				
2. HARE, Drew-NIU	Jr	1	21-26-0	360	2	222.5				
3. KUMMER, Drew-MIAMI	Sr	1	14-19-0	255	2	221.2				
4. SPRAGUE, JD-OHIO	Jr	1	7-9-0	92	1	200.3				
5. LICATA, Joe-UB	Sr	1	20-26-0	246	2	181.8				
6. BELL, Reginald-EMU	So	1	12-18-1	121	2	148.7				
7. JOHNSON, Matt-BGSU	Sr	1	27-49-0	424	2	141.3				
8. KNAPKE, James-BGSU	Jr	1	2-2-0	9	0	137.8				
9. TERRELL, Zach-WMU	Jr	1	33-50-2	365	2	132.5				
10. MILAS, Jack-BSU	So	1	34-52-1	338	1	122.5				

SCORING (TDs)										
	Cl	G	TD	Run	Pass	Ret	Pat	Pts	Avg/G	
1. GREEN, Darian-BSU	So	1	4	3	1	0	0	24	24.0	
2. BOUAGNON, Joel-NIU	Jr	1	3	3	0	0	0	18	18.0	
3. SMITH, Alonzo-MIAMI	Fr	1	2	2	0	0	0	12	12.0	
JACKSON, Darius-EMU	Sr	1	2	2	0	0	0	12	12.0	
MARTINEZ, Jacob-UB	So	1	2	0	1	1	0	12	12.0	
GILBERT, James-BSU	Fr	1	2	2	0	0	0	12	12.0	
CREEL, Dustin-EMU	Sr	1	2	0	2	0	0	12	12.0	
TAYLOR, Anthone-UB	Sr	1	2	2	0	0	0	12	12.0	
9. DANIEL, Tony-UB	Sr	1	1	1	0	0	0	6	6.0	
BURBRINK, Ryan-BGSU	Sr	1	1	1	0	0	0	6	6.0	

RECEPTIONS/GAME										
	Cl	G	No.	Yds	TD	Lg	Yds/G	Rec/G		
1. BRAVERMAN, D-WMU	Jr	1	13	109	0	26	109.0	13.0		
2. DAVIS, Corey-WMU	Jr	1	10	154	1	44	154.0	10.0		
3. GOLLADAY, Kenny-NIU	Jr	1	9	213	0	48	213.0	9.0		
4. WILLIAMS, Jorda-BSU	Sr	1	8	99	0	36	99.0	8.0		
5. DIETER, Gehrig-BGSU	Jr	1	7	133	1	38	133.0	7.0		
MABON, KeVonn-BSU	Jr	1	7	54	0	14	54.0	7.0		
7. GREEN, Darian-BSU	So	1	6	74	1	35	74.0	6.0		
CHAPMAN, Mark-CMU	So	1	6	72	0	40	72.0	6.0		
LACANARIA, Core-BSU	So	1	6	55	0	14	55.0	6.0		
10. MURPHY, Jared-MIAMI	So	1	5	101	0	50	101.0	5.0		

SCORING (KICK)										
	Cl	G	PAT	FG	Pts	Avg/G				
1. HAGEE, Morgan-BSU	Fr	1	6-6	2-2	12	12.0				
TATE, Tyler-BGSU	Sr	1	3-3	3-4	12	12.0				
3. MULDER, Dylan-EMU	Sr	1	4-4	2-2	10	10.0				
4. YAZDANI, J.-OHIO	Sr	1	6-6	1-2	9	9.0				
MITCHESON, Adam-UB	Fr	1	6-7	1-1	9	9.0				
6. HAGAN, Christia-NIU	So	1	5-5	1-1	8	8.0				
7. EAVEY, Brian-CMU	Jr	1	1-1	2-2	7	7.0				
8. HALDEMAN, A-WMU	Sr	1	3-3	1-2	6	6.0				
9. HYNES, Shane-KENT	Fr	1	0-0	1-2	3	3.0				
STEIN, Robert-AKRON	Sr	1	0-0	1-2	3	3.0				

RECEIVE YDS/GAME										
	Cl	G	No.	Yds	TD	Lg	Avg/C	Yds/G		
1. GOLLADAY, Kenny-NIU	Jr	1	9	213	0	48	23.7	213.0		
2. DAVIS, Corey-WMU	Jr	1	10	154	1	44	15.4	154.0		
3. DIETER, Gehrig-BGSU	Jr	1	7	133	1	38	19.0	133.0		
4. COPE, Brendan-OHIO	So	1	4	129	1	65	32.2	129.0		
5. BRAVERMAN, D-WMU	Jr	1	13	109	0	26	8.4	109.0		
6. MURPHY, Jared-MIAMI	So	1	5	101	0	50	20.2	101.0		
7. WILLIAMS, Jorda-BSU	Sr	1	8	99	0	36	12.4	99.0		
8. MOORE, Ronnie-BGSU	Jr	1	5	95	0	45	19.0	95.0		
9. GREEN, Darian-BSU	So	1	6	74	1	35	12.3	74.0		
10. CHAPMAN, Mark-CMU	So	1	6	72	0	40	12.0	72.0		

PUNT RETURN AVG										
	Cl	G	No.	Yds	TD	Long	Avg/G			
1. MCRAE, Fred-MIAMI	Jr	1	3	39	0	39	13.0			
2. LISA, Collin-UB	So	1	2	23	0	15	11.5			
BURBRINK, Ryan-BGSU	Sr	1	2	23	0	20	11.5			
4. LACANARIA, Core-BSU	So	1	3	28	0	10	9.3			
5. CALHOUN, Ernest-KENT	Jr	1	4	18	0	11	4.5			

KICK RETURN AVG										
	Cl	G	No.	Yds	TD	Long	Avg/G			
1. PHILLIPS, D-WMU	So	1	4	185	1	100	46.2			
2. GREEN, Darian-BSU	So	1	4	120	0	48	30.0			
3. RUSSELL, Devon-EMU	Fr	1	5	121	0	31	24.2			
4. JAMES, Raekwon-KENT	Fr	1	4	87	0	43	21.8			
5. TURNER, Aregero-NIU	Jr	1	3	64	0	31	21.3			
6. STEPHENS, Clint-BGSU	So	1	2	42	0	23	21.0			
7. THOMAS, Emmitt-CMU	Fr	1	3	62	0	21	20.7			
8. EDWARDS, Van-AKRON	Fr	1	2	28	0	15	14.0			

2015 Mid-American Conference
Individual Statistics Through games of Sep 08, 2015

ALL PURPOSE		Cl	G	Rush	Rcv	PR	KR	Yds	Avg/G
1.	GREEN, Darian-BSU	So	1	73	74	0	120	267	267.0
2.	GOLLADAY, Kenny-NIU	Jr	1	0	213	0	0	213	213.0
3.	PHILLIPS, D-WMU	So	1	0	0	0	185	185	185.0
4.	JACKSON, Darius-EMU	Sr	1	117	67	0	0	184	184.0
5.	DAVIS, Corey-WMU	Jr	1	0	154	0	0	154	154.0
6.	BOUAGNON, Joel-NIU	Jr	1	152	0	0	0	152	152.0
7.	BRAVERMAN, D-WMU	Jr	1	0	109	16	24	149	149.0
8.	MARTINEZ, Jacob-UB	So	1	0	35	86	18	139	139.0
9.	DIETER, Gehrig-BGSU	Jr	1	0	133	0	0	133	133.0
10.	COPE, Brendan-OHIO	So	1	0	129	0	0	129	129.0

PUNTING		Cl	G	No.	Yds	Lg	120	50+	TB	Avg.
1.	DAVIDSON, J.-BGSU	So	1	6	292	59	1	3	0	48.7
2.	PAUL, Zach-AKRON	Sr	1	12	557	73	4	3	0	46.4
3.	BARNES, Austin-EMU	So	1	3	137	55	1	1	0	45.7
4.	MELCHIORI, A.-KENT	Sr	1	8	361	62	2	2	1	45.1
5.	SCHMIDT, Kyle-BSU	Jr	1	4	169	49	4	0	0	42.2
6.	BONNSTETTER, M.-OHIO	Sr	1	2	81	43	1	0	0	40.5
7.	COLUZZI, Ron-CMU	Jr	1	7	277	58	4	1	0	39.6
8.	AMBROSE, Jake-NIU	Jr	1	4	157	49	2	0	0	39.2
9.	SCHROEDER, J.-WMU	Sr	1	4	156	52	1	1	1	39.0
10.	GRASSMAN, Tyler-UB	Sr	1	3	111	51	2	1	0	37.0

FIELD GOALS		Cl	G	Made	Att.	Long	Pct.	FG/G
1.	TATE, Tyler-BGSU	Sr	1	3	4	40	75.0	3.00
2.	MULDER, Dylan-EMU	Sr	1	2	2	52	100.0	2.00
	EAVEY, Brian-CMU	Jr	1	2	2	31	100.0	2.00
	HAGEE, Morgan-BSU	Fr	1	2	2	27	100.0	2.00
5.	MITCHESON, Adam-UB	Fr	1	1	1	40	100.0	1.00
	HAGAN, Christia-NIU	So	1	1	1	48	100.0	1.00
	YAZDANI, J.-OHIO	Sr	1	1	2	37	50.0	1.00
	HALDEMAN, A-WMU	Sr	1	1	2	22	50.0	1.00
	HYNES, Shane-KENT	Fr	1	1	2	43	50.0	1.00
	STEIN, Robert-AKRON	Sr	1	1	2	26	50.0	1.00

FIELD GOAL PCT		Cl	G	Made	Att.	Long	Pct.
1.	MULDER, Dylan-EMU	Sr	1	2	2	52	100.0
	HAGEE, Morgan-BSU	Fr	1	2	2	27	100.0
	EAVEY, Brian-CMU	Jr	1	2	2	31	100.0
4.	TATE, Tyler-BGSU	Sr	1	3	4	40	75.0
5.	HYNES, Shane-KENT	Fr	1	1	2	43	50.0
	HALDEMAN, A-WMU	Sr	1	1	2	22	50.0
	STEIN, Robert-AKRON	Sr	1	1	2	26	50.0
	YAZDANI, J.-OHIO	Sr	1	1	2	37	50.0

PAT KICKING PCT		Cl	G	Made	Att.	Pct.
1.	HAGEE, Morgan-BSU	Fr	1	6	6	100.0
	YAZDANI, J.-OHIO	Sr	1	6	6	100.0
	HAGAN, Christia-NIU	So	1	5	5	100.0
	MULDER, Dylan-EMU	Sr	1	4	4	100.0
	HALDEMAN, A-WMU	Sr	1	3	3	100.0
	TATE, Tyler-BGSU	Sr	1	3	3	100.0
7.	MITCHESON, Adam-UB	Fr	1	6	7	85.7
8.	PATTERSON, K.-MIAMI	Sr	1	2	3	66.7

2015 Mid-American Conference
Individual Statistics Through games of Sep 08, 2015

TACKLES (All positions)								SACKS							
	Cl	G	Pos	Solo	Ast	Total	Avg/G		Cl	G	Pos	Solo	Ast	Total	Avg/G
1. VALDEZ, Austin-BGSU	So	1	LB	5	8	13	13.0	1. WAUGH, Terence-KENT	Jr	1	DL	1	0	1.0	1.00
MAYS, Boomer-NIU	Sr	1	LB	10	3	13	13.0	ALOZIE, Okezie-UB	Sr	1	LB	1	0	1.0	1.00
EVANS, Dylan-AKRON	Sr	1	LB	8	5	13	13.0	SMAHA, Austin-NIU	Jr	1	DE	1	0	1.0	1.00
FRAZIER, Kavon-CMU	Sr	1	DB	11	2	13	13.0	POLING, Quentin-OHIO	So	1	LB	1	0	1.0	1.00
5. POLING, Quentin-OHIO	So	1	LB	10	2	12	12.0	BASHAM, Tarell-OHIO	Jr	1	DL	1	0	1.0	1.00
GREENE, Trent-BGSU	Sr	1	LB	3	9	12	12.0	COLVIN, Zach-BGSU	Sr	1	DL	1	0	1.0	1.00
7. ZAPPONE, A.-EMU	Jr	1	LB	3	8	11	11.0	WILLIAMS, D.-EMU	So	1	LB	1	0	1.0	1.00
8. WIGGINS, Sean-BSU	Jr	1	LB	5	5	10	10.0	PAYTON, Jamaal-NIU	Jr	1	LB	1	0	1.0	1.00
BROWN, Asantay-WMU	So	1		4	6	10	10.0	JOHNSON, Jovon-OHIO	Sr	1	LB	1	0	1.0	1.00
10. HARDY, Eilar-BGSU	Sr	1	DB	7	2	9	9.0	OSTMAN, Joe-CMU	Jr	1	DL	1	0	1.0	1.00
LEWIS, Austin-WMU	Jr	1	LB	3	6	9	9.0	BROWN, Jatavis-AKRON	Sr	1	LB	1	0	1.0	1.00
CHEREN, Renard-NIU	Fr	1	LB	4	5	9	9.0	CLINTON-EARL, C-NIU	Sr	1	DE	1	0	1.0	1.00
IBE, Great-EMU	Sr	1	LB	2	7	9	9.0	MACLEAN, Luke-EMU	So	1	DL	1	0	1.0	1.00
KERN, Kent-MIAMI	Sr	1	LB	4	5	9	9.0	PALMER, Louis-CMU	Sr	1	DL	1	0	1.0	1.00
ATKINS, R-WMU	Sr	1	SS	4	5	9	9.0	JOHNSON, Jawaun-NIU	Fr	1		1	0	1.0	1.00
CROMARTIE, Ded.-BSU	So	1		5	4	9	9.0	16. ALLEN, Ikeem-MIAMI	So	1	DL	0	1	0.5	0.50
17. DELLINGER, Matt-KENT	Sr	1	LB	4	4	8	8.0	FORD, Chris-UB	So	1	DL	0	1	0.5	0.50
POSLEY, Joshua-BSU	Jr	1	DE	2	6	8	8.0	KUHN, Steve-MIAMI	Fr	1		0	1	0.5	0.50
COX, Josh-CMU	So	1	DB	6	2	8	8.0	ANYANWU, Randy-UB	Fr	1	DE	0	1	0.5	0.50
HUNTER, Darrell-BGSU	Sr	1	DB	4	4	8	8.0	POSLEY, Joshua-BSU	Jr	1	DE	0	1	0.5	0.50
21. HESTER, Martez-BSU	Jr	1		3	4	7	7.0								
BROWN, Jatavis-AKRON	Sr	1	LB	3	4	7	7.0	TACKLES FOR LOSS							
HALL, Corey-BSU	Jr	1	DB	6	1	7	7.0	1. PAYTON, Jamaal-NIU	Jr	1	LB	2	0	2.0	2.00
BROWN, Blair-OHIO	Jr	1	LB	6	1	7	7.0	2. FIGUEROA, K.-EMU	Fr	1	DL	1	1	1.5	1.50
MONROE, Darryl-AKRON	Sr	1	LB	3	4	7	7.0	POSLEY, Joshua-BSU	Jr	1	DE	1	1	1.5	1.50
STEPHENS, Clint-BGSU	So	1	DB	4	3	7	7.0	TERHUNE, Nate-KENT	Sr	1	DL	1	1	1.5	1.50
SYLVA, Jayson-WMU	Jr	1	LB	4	3	7	7.0	5. BASHAM, Tarell-OHIO	Jr	1	DL	1	0	1.0	1.00
GIVENS, Kris-AKRON	Sr	1	CB	6	1	7	7.0	COLVIN, Zach-BGSU	Sr	1	DL	1	0	1.0	1.00
MOSES, Paul-MIAMI	So	1	LB	3	4	7	7.0	WILLIAMS, D.-EMU	So	1	LB	1	0	1.0	1.00
FOUNTAIN, Malik-CMU	Fr	1	LB	2	5	7	7.0	JOHNSON, Jovon-OHIO	Sr	1	LB	1	0	1.0	1.00
ALOZIE, Okezie-UB	Sr	1	LB	5	2	7	7.0	OSTMAN, Joe-CMU	Jr	1	DL	1	0	1.0	1.00
32. AYERS, Michael-BSU	Sr	1	DE	3	3	6	6.0	BROWN, Jatavis-AKRON	Sr	1	LB	1	0	1.0	1.00
HOLLEY, Nate-KENT	Jr	1		2	4	6	6.0	CLINTON-EARL, C-NIU	Sr	1	DE	1	0	1.0	1.00
FOLLIARD, Sean-NIU	Jr	1	LB	6	0	6	6.0	MACLEAN, Luke-EMU	So	1	DL	1	0	1.0	1.00
ZAMORT, Ronald-WMU	Sr	1	CB	2	4	6	6.0	PALMER, Louis-CMU	Sr	1	DL	1	0	1.0	1.00
LOGAN, Paris-NIU	Sr	1	CB	3	3	6	6.0	JOHNSON, Jawaun-NIU	Fr	1		1	0	1.0	1.00
HALE, Ben-BGSU	So	1	DB	3	3	6	6.0	ZAPPONE, A.-EMU	Jr	1	LB	0	2	1.0	1.00
CHEEK, Bryce-AKRON	Sr	1	CB	5	1	6	6.0	COX, Josh-CMU	So	1	DB	1	0	1.0	1.00
ALBRIGHT, B.-MIAMI	Sr	1	DL	3	3	6	6.0	VALDEZ, Austin-BGSU	So	1	LB	0	2	1.0	1.00
MOORE, Chad-OHIO	So	1	LB	5	1	6	6.0	SIMPKINS, Jamar-WMU	Jr	1	DL	1	0	1.0	1.00
ITALIANO, J.-KENT	Sr	1		5	1	6	6.0	WINBUSH, Antho.-BSU	So	1	DL	0	2	1.0	1.00
BURRIS, Brison-MIAMI	Sr	1	DB	5	1	6	6.0	HARRIS, Demone-UB	So	1	DE	1	0	1.0	1.00
WILLIAMS, D.-EMU	So	1	LB	3	3	6	6.0								
ROYSTER, Taylor-BGSU	Sr	1	DL	2	4	6	6.0								
SPILLANE, R-WMU	So	1	LB	1	5	6	6.0								
GEORGE, Jordan-AKRON	Fr	1	CB	4	2	6	6.0								
OSTMAN, Joe-CMU	Jr	1	DL	1	5	6	6.0								
BECK, Jason-EMU	So	1	DB	1	5	6	6.0								
COLEMAN, Amari-CMU	So	1	DB	4	2	6	6.0								
50. SMALLS, Albert-NIU	So	1	CB	5	0	5	5.0								

2015 Mid-American Conference
Individual Statistics Through games of Sep 08, 2015

PASSES DEFENDED		Cl	G	BrUp	Int.	Total	Avg/G
1.	ZAMORT, Ronald-WMU	Sr	1	3	0	3	3.00
	PHILLIPS, D-WMU	So	1	3	0	3	3.00
3.	LOGAN, Paris-NIU	Sr	1	2	0	2	2.00
	LURRY, Shawun-NIU	So	1	1	1	2	2.00
	GILBO, Nick-UB	Sr	1	1	1	2	2.00
	SMALLS, Albert-NIU	So	1	2	0	2	2.00
	BASS, Devin-OHIO	Sr	1	2	0	2	2.00
	SCOTT, DeAndre-AKRON	Jr	1	1	1	2	2.00
	HARRIS, J.-EMU	So	1	2	0	2	2.00
	ROSS, Boise-UB	Jr	1	1	1	2	2.00
11.	POLING, Quentin-OHIO	So	1	1	0	1	1.00
	TRANQUILL, J-WMU	Fr	1	1	0	1	1.00
	EVANS, Dylan-AKRON	Sr	1	1	0	1	1.00
	SAYLES, Casey-OHIO	Jr	1	1	0	1	1.00
	HARDING, Heath-MIAMI	Jr	1	1	0	1	1.00
	PACE, DaQuan-EMU	Jr	1	1	0	1	1.00
	MURRAY, Najee-KENT	Jr	1	1	0	1	1.00
	CROMARTIE, Ded.-BSU	So	1	1	0	1	1.00
	LEWIS, Cameron-UB	Fr	1	1	0	1	1.00
	HUNTER, Darrell-BGSU	Sr	1	1	0	1	1.00

INTERCEPTIONS		Cl	G	No.	Yds	TD	Long	Avg/G
1.	JOHNSON, Jovon-OHIO	Sr	1	1	29	1	29	1.00
	CARPENTER, N.-OHIO	Sr	1	1	25	0	25	1.00
	GILBO, Nick-UB	Sr	1	1	11	0	11	1.00
	LURRY, Shawun-NIU	So	1	1	0	0	0	1.00
	SCOTT, DeAndre-AKRON	Jr	1	1	0	0	0	1.00
	ROSS, Boise-UB	Jr	1	1	0	0	0	1.00
	REID, Tony-MIAMI	So	1	1	0	0	0	1.00
	MONDAY, D.-KENT	So	1	1	0	0	0	1.00

FUMBLES FORCED		Cl	G	No.	Avg/G
1.	POSLEY, Joshua-BSU	Jr	1	1	1.00
	BURRIS, Brison-MIAMI	Sr	1	1	1.00
	MORROW, Cory-AKRON	Jr	1	1	1.00
	SYLVA, Jayson-WMU	Jr	1	1	1.00
	ALOZIE, Okezie-UB	Sr	1	1	1.00
	STANCIL, C.J.-UB	Jr	1	1	1.00
	POLING, Quentin-OHIO	So	1	1	1.00
	HALL, Corey-BSU	Jr	1	1	1.00
	HEPP, Aaron-BSU	Jr	1	1	1.00

FUMBLES RECOVERED		Cl	G	No.	Avg/G
1.	STANBACK, Brand-UB	Fr	1	1	1.00
	CARPENTER, N.-OHIO	Sr	1	1	1.00
	IGBINOSUN, Osa.-BSU	Sr	1	1	1.00
	ALLEN, C.-AKRON	Jr	1	1	1.00
	PEYTON, Rontrel-BSU	Jr	1	1	1.00
	ATKINS, R-WMU	Sr	1	1	1.00
	REID, Tony-MIAMI	So	1	1	1.00

2015 Mid-American Conference
Conference Team Game Highs Through games of Sep 08, 2015

TEAM HIGHS (highest totals made by)

Points	51	Buffalo vs ALBANY (Sep 05, 2015)
	48	Ball State vs VMI (9/3/2015)
Points scored kicking	12	Ball State vs VMI (9/3/2015) [2fg,6pat]
	12	Bowling Green vs Tennessee (Sept 5, 2015) [3fg,3pat]
Touchdowns	7	Buffalo vs ALBANY (Sep 05, 2015)
	6	Ball State vs VMI (9/3/2015)
	6	Ohio at University of Idaho (Sep 03, 2015)
Total offense yards	567	Ball State vs VMI (9/3/2015) [229r,338p]
	557	Bowling Green vs Tennessee (Sept 5, 2015) [124r,433p]
Total offense plays	95	Ball State vs VMI (9/3/2015) [42r,53p]
	85	Bowling Green vs Tennessee (Sept 5, 2015) [34r,51p]
Total offense yards/play	8.0	Northern Illinois vs UNLV (Sep 05, 2015) [68-545]
	7.8	Ohio at University of Idaho (Sep 03, 2015) [63-489]
Rushing yards	252	Eastern Michigan vs OLD DOMINION (Sep 05, 2015)
	229	Ball State vs VMI (9/3/2015)
Rushing attempts	47	Eastern Michigan vs OLD DOMINION (Sep 05, 2015)
	44	Akron at Oklahoma (Sep 05, 2015)
Yards per rush	5.5	Ball State vs VMI (9/3/2015) [42-229]
	5.4	Ohio at University of Idaho (Sep 03, 2015) [38-205]
Rushing TDs	5	Ball State vs VMI (9/3/2015)
	4	Buffalo vs ALBANY (Sep 05, 2015)
Longest rush	46	Ball State vs VMI (9/3/2015)
	36	Eastern Michigan vs OLD DOMINION (Sep 05, 2015)
Passing yards	433	Bowling Green vs Tennessee (Sept 5, 2015)
	365	Western Michigan vs MICHIGAN STATE (Sep 4, 2015)
Passing attempts	53	Ball State vs VMI (9/3/2015)
	51	Bowling Green vs Tennessee (Sept 5, 2015)
Passing TDs	3	Ohio at University of Idaho (Sep 03, 2015)
	2	Western Michigan vs MICHIGAN STATE (Sep 4, 2015)
	2	Eastern Michigan vs OLD DOMINION (Sep 05, 2015)
	2	Miami vs PRESBYTERIAN (Sep 05, 2015)
	2	Buffalo vs ALBANY (Sep 05, 2015)
	2	Bowling Green vs Tennessee (Sept 5, 2015)
	2	Northern Illinois vs UNLV (Sep 05, 2015)
Longest pass	65	Ohio at University of Idaho (Sep 03, 2015)
	58	Kent State at Illinois (Sep 05, 2015)
Passes completed	34	Ball State vs VMI (9/3/2015)
	33	Western Michigan vs MICHIGAN STATE (Sep 4, 2015)
Had intercepted	3	Kent State at Illinois (Sep 05, 2015)
	2	Western Michigan vs MICHIGAN STATE (Sep 4, 2015)
	2	Eastern Michigan vs OLD DOMINION (Sep 05, 2015)
Pass completion pct	80.8	Northern Illinois vs UNLV (Sep 05, 2015) [21-26]
	80.0	Ohio at University of Idaho (Sep 03, 2015) [20-25]
Passing yards/attempt	13.8	Northern Illinois vs UNLV (Sep 05, 2015) [26-360]
	11.4	Ohio at University of Idaho (Sep 03, 2015) [25-284]
Yards per catch	17.1	Northern Illinois vs UNLV (Sep 05, 2015) [21-360]
	15.4	Miami vs PRESBYTERIAN (Sep 05, 2015) [17-261]
Field goal attempts	4	Bowling Green vs Tennessee (Sept 5, 2015)
	2	Ball State vs VMI (9/3/2015)
	2	Central Michigan vs OKLAHOMA STATE (Sep 03, 2015)
	2	Ohio at University of Idaho (Sep 03, 2015)
	2	Western Michigan vs MICHIGAN STATE (Sep 4, 2015)
	2	Eastern Michigan vs OLD DOMINION (Sep 05, 2015)
	2	Kent State at Illinois (Sep 05, 2015)
	2	Akron at Oklahoma (Sep 05, 2015)

2015 Mid-American Conference
Team Game Highs Through games of Sep 08, 2015

Field goals made	3	Bowling Green vs Tennessee (Sept 5, 2015)
	2	Ball State vs VMI (9/3/2015)
	2	Central Michigan vs OKLAHOMA STATE (Sep 03, 2015)
	2	Eastern Michigan vs OLD DOMINION (Sep 05, 2015)
Longest field goal	52	Eastern Michigan vs OLD DOMINION (Sep 05, 2015)
	48	Northern Illinois vs UNLV (Sep 05, 2015)
Field goal pct	100.0	Ball State vs VMI (9/3/2015) [2-2]
	100.0	Central Michigan vs OKLAHOMA STATE (Sep 03, 2015) [2-2]
	100.0	Eastern Michigan vs OLD DOMINION (Sep 05, 2015) [2-2]
PAT kicks attempted	7	Buffalo vs ALBANY (Sep 05, 2015)
	6	Ball State vs VMI (9/3/2015)
	6	Ohio at University of Idaho (Sep 03, 2015)
PAT kicks made	6	Ball State vs VMI (9/3/2015)
	6	Ohio at University of Idaho (Sep 03, 2015)
	6	Buffalo vs ALBANY (Sep 05, 2015)
PAT kicks pct	100.0	Ball State vs VMI (9/3/2015) [6-6]
	100.0	Ohio at University of Idaho (Sep 03, 2015) [6-6]
	100.0	Northern Illinois vs UNLV (Sep 05, 2015) [5-5]
	100.0	Eastern Michigan vs OLD DOMINION (Sep 05, 2015) [4-4]
	100.0	Western Michigan vs MICHIGAN STATE (Sep 4, 2015) [3-3]
	100.0	Bowling Green vs Tennessee (Sept 5, 2015) [3-3]
2-point PAT attempts	1	Miami vs PRESBYTERIAN (Sep 05, 2015)
Punts	12	Akron at Oklahoma (Sep 05, 2015)
	8	Kent State at Illinois (Sep 05, 2015)
Longest punt	73	Akron at Oklahoma (Sep 05, 2015)
	62	Kent State at Illinois (Sep 05, 2015)
Yards punted	557	Akron at Oklahoma (Sep 05, 2015) [12-557]
	361	Kent State at Illinois (Sep 05, 2015) [8-361]
Punting avg	48.7	Bowling Green vs Tennessee (Sept 5, 2015) [6-292]
	46.4	Akron at Oklahoma (Sep 05, 2015) [12-557]
Punt returns	4	Kent State at Illinois (Sep 05, 2015)
	3	Ball State vs VMI (9/3/2015)
	3	Miami vs PRESBYTERIAN (Sep 05, 2015)
	3	Buffalo vs ALBANY (Sep 05, 2015)
Punt return yards	109	Buffalo vs ALBANY (Sep 05, 2015)
	39	Miami vs PRESBYTERIAN (Sep 05, 2015)
Punt return avg	36.3	Buffalo vs ALBANY (Sep 05, 2015) [3-109]
	13.0	Miami vs PRESBYTERIAN (Sep 05, 2015) [3-39]
Punt return TDs	1	Buffalo vs ALBANY (Sep 05, 2015)
Longest punt return	86	Buffalo vs ALBANY (Sep 05, 2015)
	39	Miami vs PRESBYTERIAN (Sep 05, 2015)
Kick returns	6	Eastern Michigan vs OLD DOMINION (Sep 05, 2015)
	5	Ball State vs VMI (9/3/2015)
	5	Western Michigan vs MICHIGAN STATE (Sep 4, 2015)
	5	Kent State at Illinois (Sep 05, 2015)
	5	Northern Illinois vs UNLV (Sep 05, 2015)
Kick return yards	209	Western Michigan vs MICHIGAN STATE (Sep 4, 2015)
	145	Ball State vs VMI (9/3/2015)
Kick return avg	41.8	Western Michigan vs MICHIGAN STATE (Sep 4, 2015) [5-209]
	29.0	Ball State vs VMI (9/3/2015) [5-145]
Longest kick return	100	Western Michigan vs MICHIGAN STATE (Sep 4, 2015)
	48	Ball State vs VMI (9/3/2015)
Kick return TDs	1	Western Michigan vs MICHIGAN STATE (Sep 4, 2015)
Interceptions	2	Ohio at University of Idaho (Sep 03, 2015)
	2	Buffalo vs ALBANY (Sep 05, 2015)
Interception return yds	54	Ohio at University of Idaho (Sep 03, 2015)

2015 Mid-American Conference
Team Game Highs Through games of Sep 08, 2015

	11	Buffalo vs ALBANY (Sep 05, 2015)
Interception return avg	27.0	Ohio at University of Idaho (Sep 03, 2015) [2-54]
	5.5	Buffalo vs ALBANY (Sep 05, 2015) [2-11]
Longest interception rtn	29	Ohio at University of Idaho (Sep 03, 2015)
	11	Buffalo vs ALBANY (Sep 05, 2015)
Interception return TDs	1	Ohio at University of Idaho (Sep 03, 2015)
Fumbles lost	2	Miami vs PRESBYTERIAN (Sep 05, 2015)
	1	Ohio at University of Idaho (Sep 03, 2015)
	1	Eastern Michigan vs OLD DOMINION (Sep 05, 2015)
	1	Kent State at Illinois (Sep 05, 2015)
	1	Bowling Green vs Tennessee (Sept 5, 2015)
	1	Akron at Oklahoma (Sep 05, 2015)
Fumbles recovered	2	Ball State vs VMI (9/3/2015)
	1	Ohio at University of Idaho (Sep 03, 2015)
	1	Western Michigan vs MICHIGAN STATE (Sep 4, 2015)
	1	Miami vs PRESBYTERIAN (Sep 05, 2015)
	1	Buffalo vs ALBANY (Sep 05, 2015)
	1	Akron at Oklahoma (Sep 05, 2015)
Sacked by opp	7	Western Michigan vs MICHIGAN STATE (Sep 4, 2015)
	4	Central Michigan vs OKLAHOMA STATE (Sep 03, 2015)
QB sacks	4	Northern Illinois vs UNLV (Sep 05, 2015)
	3	Ohio at University of Idaho (Sep 03, 2015)
Turnovers committed	4	Kent State at Illinois (Sep 05, 2015)
	3	Eastern Michigan vs OLD DOMINION (Sep 05, 2015)
Turnovers caused	3	Ohio at University of Idaho (Sep 03, 2015)
	3	Buffalo vs ALBANY (Sep 05, 2015)
First downs	33	Ball State vs VMI (9/3/2015)
	27	Eastern Michigan vs OLD DOMINION (Sep 05, 2015)
1st downs rushing	13	Eastern Michigan vs OLD DOMINION (Sep 05, 2015)
	11	Ball State vs VMI (9/3/2015)
	11	Ohio at University of Idaho (Sep 03, 2015)
	11	Northern Illinois vs UNLV (Sep 05, 2015)
1st downs passing	21	Ball State vs VMI (9/3/2015)
	18	Western Michigan vs MICHIGAN STATE (Sep 4, 2015)
1st downs by penalty	3	Eastern Michigan vs OLD DOMINION (Sep 05, 2015)
	3	Buffalo vs ALBANY (Sep 05, 2015)
Penalties	13	Miami vs PRESBYTERIAN (Sep 05, 2015)
	12	Bowling Green vs Tennessee (Sept 5, 2015)
Penalties yards	162	Miami vs PRESBYTERIAN (Sep 05, 2015)
	128	Bowling Green vs Tennessee (Sept 5, 2015)

2015 Mid-American Conference
Conference Individual Game Highs Through games of Sep 08, 2015

INDIVIDUAL PLAYER GAME HIGHS

Points scored	24	GREEN, Darian (Ball State) vs VMI (9/3/2015)
	18	BOUAGNON, Joel (Northern Illinois) vs UNLV (Sep 05, 2015)
Touchdowns	4	GREEN, Darian (Ball State) vs VMI (9/3/2015)
	3	BOUAGNON, Joel (Northern Illinois) vs UNLV (Sep 05, 2015)
TD responsibility	3	GREEN, Darian (Ball State) vs VMI (9/3/2015) [3r,0p]
	3	BOUAGNON, Joel (Northern Illinois) vs UNLV (Sep 05, 2015) [3r,0p]
Points scored kicking	12	HAGEE, Morgan (Ball State) vs VMI (9/3/2015) [2fg,6pat]
	12	TATE, Tyler (Bowling Green) vs Tennessee (Sept 5, 2015) [3fg,3pat]
Total offense yards	446	JOHNSON, Matt (Bowling Green) vs Tennessee (Sept 5, 2015) [22r,424p]
	374	HARE, Drew (Northern Illinois) vs UNLV (Sep 05, 2015) [14r,360p]
Total offense plays	59	TERRELL, Zach (Western Michigan) vs MICHIGAN STATE (Sep 4, 2015) [9r,50p]
	59	JOHNSON, Matt (Bowling Green) vs Tennessee (Sept 5, 2015) [10r,49p]
Total offense yards/play	11.6	KUMMER, Drew (Miami) vs PRESBYTERIAN (Sep 05, 2015) [25-290]
	10.5	IRONS, Maleek (Ohio) at University of Idaho (Sep 03, 2015) [2-21]
Rushing yards	152	BOUAGNON, Joel (Northern Illinois) vs UNLV (Sep 05, 2015)
	117	JACKSON, Darius (Eastern Michigan) vs OLD DOMINION (Sep 05, 2015)
Rushing attempts	21	BOUAGNON, Joel (Northern Illinois) vs UNLV (Sep 05, 2015)
	19	JACKSON, Darius (Eastern Michigan) vs OLD DOMINION (Sep 05, 2015)
Yards per rush	10.5	IRONS, Maleek (Ohio) at University of Idaho (Sep 03, 2015) [2-21]
	10.0	WOODSON, T. (Akron) at Oklahoma (Sep 05, 2015) [3-30]
Rushing TDs	3	GREEN, Darian (Ball State) vs VMI (9/3/2015)
	3	BOUAGNON, Joel (Northern Illinois) vs UNLV (Sep 05, 2015)
Longest rush	46	GREEN, Darian (Ball State) vs VMI (9/3/2015)
	36	JACKSON, Darius (Eastern Michigan) vs OLD DOMINION (Sep 05, 2015)
Passing yards	424	JOHNSON, Matt (Bowling Green) vs Tennessee (Sept 5, 2015)
	365	TERRELL, Zach (Western Michigan) vs MICHIGAN STATE (Sep 4, 2015)
Passing attempts	52	MILAS, Jack (Ball State) vs VMI (9/3/2015)
	50	TERRELL, Zach (Western Michigan) vs MICHIGAN STATE (Sep 4, 2015)
Passing TDs	2	VICK, Derrius (Ohio) at University of Idaho (Sep 03, 2015)
	2	TERRELL, Zach (Western Michigan) vs MICHIGAN STATE (Sep 4, 2015)
	2	BELL, Reginald (Eastern Michigan) vs OLD DOMINION (Sep 05, 2015)
	2	KUMMER, Drew (Miami) vs PRESBYTERIAN (Sep 05, 2015)
	2	LICATA, Joe (Buffalo) vs ALBANY (Sep 05, 2015)
	2	JOHNSON, Matt (Bowling Green) vs Tennessee (Sept 5, 2015)
	2	HARE, Drew (Northern Illinois) vs UNLV (Sep 05, 2015)
Longest pass	65	SPRAGUE, JD (Ohio) at University of Idaho (Sep 03, 2015)
	58	REARDON, Colin (Kent State) at Illinois (Sep 05, 2015)
Passes completed	34	MILAS, Jack (Ball State) vs VMI (9/3/2015)
	33	TERRELL, Zach (Western Michigan) vs MICHIGAN STATE (Sep 4, 2015)
Had intercepted	3	REARDON, Colin (Kent State) at Illinois (Sep 05, 2015)
	2	TERRELL, Zach (Western Michigan) vs MICHIGAN STATE (Sep 4, 2015)
Pass completion pct	100.0	KNAPKE, James (Bowling Green) vs Tennessee (Sept 5, 2015) [2-2]
	81.2	VICK, Derrius (Ohio) at University of Idaho (Sep 03, 2015) [13-16]
Pass yards/attempt	13.8	HARE, Drew (Northern Illinois) vs UNLV (Sep 05, 2015) [26-360]
	13.4	KUMMER, Drew (Miami) vs PRESBYTERIAN (Sep 05, 2015) [19-255]
Pass yards/catch	17.1	HARE, Drew (Northern Illinois) vs UNLV (Sep 05, 2015) [21-360]
	18.2	KUMMER, Drew (Miami) vs PRESBYTERIAN (Sep 05, 2015) [14-255]
Receiving yards	213	GOLLADAY, Kenny (Northern Illinois) vs UNLV (Sep 05, 2015)
	154	DAVIS, Corey (Western Michigan) vs MICHIGAN STATE (Sep 4, 2015)
Receptions	13	BRAVERMAN, D (Western Michigan) vs MICHIGAN STATE (Sep 4, 2015)
	10	DAVIS, Corey (Western Michigan) vs MICHIGAN STATE (Sep 4, 2015)
Yards per catch	32.2	COPE, Brendan (Ohio) at University of Idaho (Sep 03, 2015) [4-129]
	25.5	WILLIAMS, Ro. (Miami) vs PRESBYTERIAN (Sep 05, 2015) [2-51]
Receiving TDs	2	CREEL, Dustin (Eastern Michigan) vs OLD DOMINION (Sep 05, 2015)

2015 Mid-American Conference
Individual Game Highs Through games of Sep 08, 2015

	1	GREEN, Darian (Ball State) vs VMI (9/3/2015)
	1	REID, Jordan (Ohio) at University of Idaho (Sep 03, 2015)
	1	HEITZMAN, K. (Ohio) at University of Idaho (Sep 03, 2015)
	1	COPE, Brendan (Ohio) at University of Idaho (Sep 03, 2015)
	1	MULLINAX, J (Western Michigan) vs MICHIGAN STATE (Sep 4, 2015)
	1	DAVIS, Corey (Western Michigan) vs MICHIGAN STATE (Sep 4, 2015)
	1	WILLIAMS, Ro. (Miami) vs PRESBYTERIAN (Sep 05, 2015)
	1	HUDSON, Chris (Miami) vs PRESBYTERIAN (Sep 05, 2015)
	1	MCGILL, Marcus (Buffalo) vs ALBANY (Sep 05, 2015)
	1	MARTINEZ, Jacob (Buffalo) vs ALBANY (Sep 05, 2015)
	1	FOLKERTSMA, H. (Bowling Green) vs Tennessee (Sept 5, 2015)
	1	DIETER, Gehrig (Bowling Green) vs Tennessee (Sept 5, 2015)
	1	WIMANN, Shane (Northern Illinois) vs UNLV (Sep 05, 2015)
	1	MAXWELL, Desroy (Northern Illinois) vs UNLV (Sep 05, 2015)
Longest reception	65	COPE, Brendan (Ohio) at University of Idaho (Sep 03, 2015)
	58	WHITE, Kris (Kent State) at Illinois (Sep 05, 2015)
Field goal attempts	4	TATE, Tyler (Bowling Green) vs Tennessee (Sept 5, 2015)
	2	HAGEE, Morgan (Ball State) vs VMI (9/3/2015)
	2	EAVEY, Brian (Central Michigan) vs OKLAHOMA STATE (Sep 03, 2015)
	2	YAZDANI, J. (Ohio) at University of Idaho (Sep 03, 2015)
	2	HALDEMAN, A (Western Michigan) vs MICHIGAN STATE (Sep 4, 2015)
	2	MULDER, Dylan (Eastern Michigan) vs OLD DOMINION (Sep 05, 2015)
	2	HYNES, Shane (Kent State) at Illinois (Sep 05, 2015)
	2	STEIN, Robert (Akron) at Oklahoma (Sep 05, 2015)
Field goals made	3	TATE, Tyler (Bowling Green) vs Tennessee (Sept 5, 2015)
	2	HAGEE, Morgan (Ball State) vs VMI (9/3/2015)
	2	EAVEY, Brian (Central Michigan) vs OKLAHOMA STATE (Sep 03, 2015)
	2	MULDER, Dylan (Eastern Michigan) vs OLD DOMINION (Sep 05, 2015)
Longest field goal	52	MULDER, Dylan (Eastern Michigan) vs OLD DOMINION (Sep 05, 2015)
	48	HAGAN, Christia (Northern Illinois) vs UNLV (Sep 05, 2015)
Field goal pct	100.0	HAGEE, Morgan (Ball State) vs VMI (9/3/2015) [2-2]
	100.0	EAVEY, Brian (Central Michigan) vs OKLAHOMA STATE (Sep 03, 2015) [2-2]
	100.0	MULDER, Dylan (Eastern Michigan) vs OLD DOMINION (Sep 05, 2015) [2-2]
PAT kicks attempted	7	MITCHESON, Adam (Buffalo) vs ALBANY (Sep 05, 2015)
	6	HAGEE, Morgan (Ball State) vs VMI (9/3/2015)
	6	YAZDANI, J. (Ohio) at University of Idaho (Sep 03, 2015)
PAT kicks made	6	HAGEE, Morgan (Ball State) vs VMI (9/3/2015)
	6	YAZDANI, J. (Ohio) at University of Idaho (Sep 03, 2015)
	6	MITCHESON, Adam (Buffalo) vs ALBANY (Sep 05, 2015)
PAT kicks pct	100.0	HAGEE, Morgan (Ball State) vs VMI (9/3/2015) [6-6]
	100.0	YAZDANI, J. (Ohio) at University of Idaho (Sep 03, 2015) [6-6]
	100.0	HAGAN, Christia (Northern Illinois) vs UNLV (Sep 05, 2015) [5-5]
	100.0	MULDER, Dylan (Eastern Michigan) vs OLD DOMINION (Sep 05, 2015) [4-4]
	100.0	HALDEMAN, A (Western Michigan) vs MICHIGAN STATE (Sep 4, 2015) [3-3]
	100.0	TATE, Tyler (Bowling Green) vs Tennessee (Sept 5, 2015) [3-3]
Punts	12	PAUL, Zach (Akron) at Oklahoma (Sep 05, 2015)
	8	MELCHIORI, A. (Kent State) at Illinois (Sep 05, 2015)
Yards punted	557	PAUL, Zach (Akron) at Oklahoma (Sep 05, 2015) [12-557]
	361	MELCHIORI, A. (Kent State) at Illinois (Sep 05, 2015) [8-361]
Longest punt	73	PAUL, Zach (Akron) at Oklahoma (Sep 05, 2015)
	62	MELCHIORI, A. (Kent State) at Illinois (Sep 05, 2015)
Punting avg	48.7	DAVIDSON, J. (Bowling Green) vs Tennessee (Sept 5, 2015) [6-292]
	46.4	PAUL, Zach (Akron) at Oklahoma (Sep 05, 2015) [12-557]

2015 Mid-American Conference
Individual Game Highs Through games of Sep 08, 2015

Punt returns	4	CALHOUN, Ernest (Kent State) at Illinois (Sep 05, 2015)
	3	LACANARIA, Core (Ball State) vs VMI (9/3/2015)
	3	MCRAE, Fred (Miami) vs PRESBYTERIAN (Sep 05, 2015)
Punt return yards	86	MARTINEZ, Jacob (Buffalo) vs ALBANY (Sep 05, 2015)
	39	MCRAE, Fred (Miami) vs PRESBYTERIAN (Sep 05, 2015)
Longest punt return	86	MARTINEZ, Jacob (Buffalo) vs ALBANY (Sep 05, 2015)
	39	MCRAE, Fred (Miami) vs PRESBYTERIAN (Sep 05, 2015)
Punt return TDs	1	MARTINEZ, Jacob (Buffalo) vs ALBANY (Sep 05, 2015)
Punt return avg	13.0	MCRAE, Fred (Miami) vs PRESBYTERIAN (Sep 05, 2015) [3-39]
	11.5	LISA, Collin (Buffalo) vs ALBANY (Sep 05, 2015) [2-23]
	11.5	BURBRINK, Ryan (Bowling Green) vs Tennessee (Sept 5, 2015) [2-23]
Kick returns	5	RUSSELL, Devon (Eastern Michigan) vs OLD DOMINION (Sep 05, 2015)
	4	GREEN, Darian (Ball State) vs VMI (9/3/2015)
	4	PHILLIPS, D (Western Michigan) vs MICHIGAN STATE (Sep 4, 2015)
	4	JAMES, Raekwon (Kent State) at Illinois (Sep 05, 2015)
Kick return yards	185	PHILLIPS, D (Western Michigan) vs MICHIGAN STATE (Sep 4, 2015)
	121	RUSSELL, Devon (Eastern Michigan) vs OLD DOMINION (Sep 05, 2015)
Kick return avg	46.2	PHILLIPS, D (Western Michigan) vs MICHIGAN STATE (Sep 4, 2015) [4-185]
	30.0	GREEN, Darian (Ball State) vs VMI (9/3/2015) [4-120]
Longest kick return	100	PHILLIPS, D (Western Michigan) vs MICHIGAN STATE (Sep 4, 2015)
	48	GREEN, Darian (Ball State) vs VMI (9/3/2015)
Kick return TDs	1	PHILLIPS, D (Western Michigan) vs MICHIGAN STATE (Sep 4, 2015)
Combined PR/KR yards	185	PHILLIPS, D (Western Michigan) vs MICHIGAN STATE (Sep 4, 2015) [0pr-185kr]
	121	RUSSELL, Devon (Eastern Michigan) vs OLD DOMINION (Sep 05, 2015) [0pr-121kr]
Interceptions	1	CARPENTER, N. (Ohio) at University of Idaho (Sep 03, 2015)
	1	JOHNSON, Jovon (Ohio) at University of Idaho (Sep 03, 2015)
	1	MONDAY, D. (Kent State) at Illinois (Sep 05, 2015)
	1	REID, Tony (Miami) vs PRESBYTERIAN (Sep 05, 2015)
	1	ROSS, Boise (Buffalo) vs ALBANY (Sep 05, 2015)
	1	GILBO, Nick (Buffalo) vs ALBANY (Sep 05, 2015)
	1	LURRY, Shawun (Northern Illinois) vs UNLV (Sep 05, 2015)
	1	SCOTT, DeAndre (Akron) at Oklahoma (Sep 05, 2015)
Interception return yds	29	JOHNSON, Jovon (Ohio) at University of Idaho (Sep 03, 2015)
	25	CARPENTER, N. (Ohio) at University of Idaho (Sep 03, 2015)
Longest interception rtn	29	JOHNSON, Jovon (Ohio) at University of Idaho (Sep 03, 2015)
	25	CARPENTER, N. (Ohio) at University of Idaho (Sep 03, 2015)
Interception return TDs	1	JOHNSON, Jovon (Ohio) at University of Idaho (Sep 03, 2015)
All-purpose yards	267	GREEN, Darian (Ball State) vs VMI (9/3/2015)
	213	GOLLADAY, Kenny (Northern Illinois) vs UNLV (Sep 05, 2015)
Tackles	13.0	FRAZIER, Kavon (Central Michigan) vs OKLAHOMA STATE (Sep 03, 2015) [11-2]
	13.0	VALDEZ, Austin (Bowling Green) vs Tennessee (Sept 5, 2015) [5-8]
	13.0	MAYS, Boomer (Northern Illinois) vs UNLV (Sep 05, 2015) [10-3]
	13.0	EVANS, Dylan (Akron) at Oklahoma (Sep 05, 2015) [8-5]
Sacks	1.0	OSTMAN, Joe (Central Michigan) vs OKLAHOMA STATE (Sep 03, 2015) [1-0]
	1.0	PALMER, Louis (Central Michigan) vs OKLAHOMA STATE (Sep 03, 2015) [1-0]
	1.0	JOHNSON, Jovon (Ohio) at University of Idaho (Sep 03, 2015) [1-0]
	1.0	POLING, Quentin (Ohio) at University of Idaho (Sep 03, 2015) [1-0]
	1.0	BASHAM, Tarell (Ohio) at University of Idaho (Sep 03, 2015) [1-0]
	1.0	WILLIAMS, D. (Eastern Michigan) vs OLD DOMINION (Sep 05, 2015) [1-0]
	1.0	MACLEAN, Luke (Eastern Michigan) vs OLD DOMINION (Sep 05, 2015) [1-0]
	1.0	WAUGH, Terence (Kent State) at Illinois (Sep 05, 2015) [1-0]
	1.0	ALOZIE, Okezie (Buffalo) vs ALBANY (Sep 05, 2015) [1-0]
	1.0	COLVIN, Zach (Bowling Green) vs Tennessee (Sept 5, 2015) [1-0]

2015 Mid-American Conference
Individual Game Highs Through games of Sep 08, 2015

	1.0	SMAHA, Austin (Northern Illinois) vs UNLV (Sep 05, 2015) [1-0]
	1.0	PAYTON, Jamaal (Northern Illinois) vs UNLV (Sep 05, 2015) [1-0]
	1.0	JOHNSON, Jawaun (Northern Illinois) vs UNLV (Sep 05, 2015) [1-0]
	1.0	CLINTON-EARL, C (Northern Illinois) vs UNLV (Sep 05, 2015) [1-0]
	1.0	BROWN, Jatavis (Akron) at Oklahoma (Sep 05, 2015) [1-0]
Tackles for loss	2.0	PAYTON, Jamaal (Northern Illinois) vs UNLV (Sep 05, 2015) [2-0]
	1.5	POSLEY, Joshua (Ball State) vs VMI (9/3/2015) [1-1]
	1.5	FIGUEROA, K. (Eastern Michigan) vs OLD DOMINION (Sep 05, 2015) [1-1]
	1.5	TERHUNE, Nate (Kent State) at Illinois (Sep 05, 2015) [1-1]

2015 Mid-American Conference
Individual Stellar Games Through games of Sep 08, 2015

200-Yard Rushing Performances

None

100-Yard Rushing Performances

- 152 BOUAGNON, Joel (Northern Illinois) vs UNLV (Sep 05, 2015)
- 117 JACKSON, Darius (Eastern Michigan) vs OLD DOMINION (Sep 05, 2015)
- 104 TAYLOR, Anthone (Buffalo) vs ALBANY (Sep 05, 2015)

Number of 100-Yard Rushing Performances

- BOUAGNON, Joel, Northern Illinois - 1
- JACKSON, Darius, Eastern Michigan - 1
- TAYLOR, Anthone, Buffalo - 1

500-Yard Passing Performances

None

400-Yard Passing Performances

- 424 JOHNSON, Matt (Bowling Green) vs Tennessee (Sept 5, 2015)

300-Yard Passing Performances

- 424 JOHNSON, Matt (Bowling Green) vs Tennessee (Sept 5, 2015)
- 365 TERRELL, Zach (Western Michigan) vs MICHIGAN STATE (Sep 4, 2015)
- 360 HARE, Drew (Northern Illinois) vs UNLV (Sep 05, 2015)
- 338 MILAS, Jack (Ball State) vs VMI (9/3/2015)

Number of 300-Yard Passing Performances

- HARE, Drew, Northern Illinois - 1
- JOHNSON, Matt, Bowling Green - 1
- MILAS, Jack, Ball State - 1
- TERRELL, Zach, Western Michigan - 1

200-Yard Receiving Performances

- 213 GOLLADAY, Kenny (Northern Illinois) vs UNLV (Sep 05, 2015)

100-Yard Receiving Performances

- 213 GOLLADAY, Kenny (Northern Illinois) vs UNLV (Sep 05, 2015)
- 154 DAVIS, Corey (Western Michigan) vs MICHIGAN STATE (Sep 4, 2015)
- 133 DIETER, Gehrig (Bowling Green) vs Tennessee (Sept 5, 2015)
- 129 COPE, Brendan (Ohio) at University of Idaho (Sep 03, 2015)
- 109 BRAVERMAN, D (Western Michigan) vs MICHIGAN STATE (Sep 4, 2015)
- 101 MURPHY, Jared (Miami) vs PRESBYTERIAN (Sep 05, 2015)

2015 Mid-American Conference
Individual Stellar Games Through games of Sep 08, 2015

Number of 100-Yard Receiving Performances

BRAVERMAN, D, Western Michigan - 1
COPE, Brendan, Ohio - 1
DAVIS, Corey, Western Michigan - 1
DIETER, Gehrig, Bowling Green - 1
GOLLADAY, Kenny, Northern Illinois - 1
MURPHY, Jared, Miami - 1